

**Historic Building Record of Colchester Castle**  
**Part 2 of 2**



Sandrine Whitmore

July 2014



Drawing Number	Reference	Description	Facing	Comments
VES1331/1		Key Plan - Ground Floor (Location of Elevations)		
VES1331/2		Key Plan - First Floor (Location of Elevations)		
VES1331/3		Key Plan - Vaults (Location of Elevations)		
VES1331/4		Key Plan - Ground Floor (Location of Windows)		
VES1331/5		Key Plan - First Floor (Location of Windows and Fireplaces)		
EL001	VES1331/1, VES1331/2	Main Keep - West Wall	East Facing	4 Parts
EL002	VES1331/1, VES1331/2	Main Keep - North Wall	South Facing	3 Parts
EL003	VES1331/1, VES1331/2	Main Keep - East Wall	West Facing	3 Parts
EL004	VES1331/1, VES1331/2	Spine Wall	East Facing	3 Parts
EL005	VES1331/1, VES1331/2	Spine Wall	West Facing	3 Parts
EL006	VES1331/1	Main Keep - South Wall	North Facing	3 Parts
EL007	VES1331/1	Great Stairs - South Wall	North Facing	
EL008	VES1331/1	Great Stairs - North Wall	South Facing	
EL009	VES1331/1	Entrance - East Wall	West Facing	
EL010	VES1331/1	Well Area - West Wall	East Facing	
EL011	VES1331/1	Well Area - North Wall	South Facing	
EL012	VES1331/1	Well Area - East Wall	West Facing	
EL013	VES1331/1	BVR - West Wall	East Facing	
EL014	VES1331/1	BVR - North Wall	South Facing	
EL015	VES1331/1	BVR - West Wall	East Facing	
EL016	VES1331/1	BVR - East Wall	West Facing	
EL017	VES1331/1	GFG - South Wall	West Facing	
EL018	VES1331/1	GFG - South Wall	West Facing	
EL019	VES1331/1	GFG - South Wall	North Facing	
EL020	VES1331/1	Prisons - West Wall	East Facing	
EL021	VES1331/1	Prisons - North Wall	South Facing	
EL022	VES1331/1	Prisons - East Wall	West Facing	
EL023	VES1331/1, VES1331/2	Prisons - South Wall	North Facing	
EL024	VES1331/1	Prisons - South Wall	North Facing	
EL025	VES1331/1	Prisons - North Wall	South Facing	
EL026	VES1331/1	Prisons - WestWall	East Facing	
EL027	VES1331/2	Spiral Stair First Floor	West Facing	
EL028	VES1331/2	Spiral Stair First Floor	South Facing	
EL029	VES1331/2	Spiral Stair First Floor	West Facing	
EL030	VES1331/2	Spiral Stair First Floor	South Facing	
EL031	VES1331/2	Spiral Stair First Floor	East Facing	
EL032	VES1331/2	Spiral Stair First Floor	North Facing	
EL033	VES1331/2	Spiral Stair First Floor	East Facing	
EL034	VES1331/2	Resource Room - West Wall	East Facing	
EL035	VES1331/2	Resource Room - North Wal	South Facing	
EL036	VES1331/2	Resource Room - East Wall	West Facing	
EL037	VES1331/2	Resource Room - South Wall	North Facing	
EL038	VES1331/2	Chapel - First Floor - West Wall	East Facing	
EL039	VES1331/2	Chapel - First Floor - North Wall	South Facing	3 Parts
EL040	VES1331/2	Chapel - First Floor - South Wall	North Facing	3 Parts
EL041	VES1331/2	Charles Gray Room - South Wall	North Facing	
EL042	VES1331/2	Charles Gray Room - East Wall	West Facing	

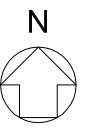


Drawing Number	Reference	Description	Facing	Comments
EL043	VES1331/2	Charles Gray Room - North Wall	South Facing	
EL044	VES1331/2	Charles Gray Room - West Wall	East Facing	
EL045	VES1331/2	First Floor Gallery - South Arcade	South Facing	
EL046	VES1331/2	First Floor Gallery - South Arcade	North Facing	
EL047	VES1331/2	First Floor Gallery - South Wall	North Facing	
EL048	VES1331/2	Charles Gray Room - North Wall	North Facing	
EL049	VES1331/2	Charles Gray Room - West Wall	West Facing	
EL050	VES1331/2	MSFF - South Wall	North Facing	
EL051	VES1331/2	MSFF - North Wall	South Facing	
EL052	VES1331/2	Muniment Room - North Wall	South Facing	
EL053	VES1331/2	Muniment Room - South Wall	North Facing	
EL054	VES1331/2	Muniment Room - East Wall	West Facing	
EL055	VES1331/2	Muniment Room - West Wall	East Facing	
EL056	VES1331/2	FFSR - GR - South Wall	North Facing	
EL057	VES1331/2	FFSR - GR - East Wall	West Facing	
EL058	VES1331/2	FFSR - GR - North Wall	South Facing	
EL059	VES1331/2	FFSR - GR - South Wall	North Facing	
EL060	VES1331/2	FFSR - GR - Centre Wall	North Facing	
EL061	VES1331/2	FFSR - GR - Centre Wall	East Facing	
EL062	VES1331/2	FFSR - GR - Centre Wall	South Facing	
EL063	VES1331/3	Vaults - RV1-RV7 - North Wall	South Facing	
EL064	VES1331/3	Vaults - RV2-RV6 - South Wall	North Facing	
EL065	VES1331/3	Vaults - RV2-RV6 - North Wall	South Facing	
EL066	VES1331/3	Vaults - RV3-RV5 - South Wall	North Facing	
EL067	VES1331/3	Vaults - RV3-RV5 - North Wall	South Facing	
EL068	VES1331/3	Vaults - RV4- South Wall	North Facing	
EL069	VES1331/3	Vaults - RV4- North Wall	South Facing	
EL070	VES1331/3	Vaults - RV4 - South Wall	North Facing	
EL071	VES1331/3	Vaults - RV4 - North Wall	South Facing	
EL072	VES1331/3	Vaults - RV4 - WestWall	East Facing	
EL073	VES1331/3	Vaults - RV4 - WestWall	East Facing	
EL074	VES1331/3	Vaults - RV7-RV6-RV5-RV4 - WestWall	East Facing	
EL075	VES1331/3	Vaults - RV4-RV5-RV6-RV7 - EastWall	West Facing	
EL076	VES1331/3	Vaults - RV3-RV2-RV1 - EastWall	West Facing	
EL077	VES1331/3	Vaults - RV1-RV2-RV3 - WestWall	East Facing	
EL078	VES1331/3	Vaults - RV7-RV1 - South Wall	North Facing	
EL079	VES1331/2	Small Stairs		
EL080	VES1331/1, VES1331/2	Great Stairs		
EL081	VES1331/4	Window 01		
EL082	VES1331/4	Window 02		
EL083	VES1331/4	Window 03		
EL084	VES1331/4	Window 04		
EL085	VES1331/4	Window 05		
EL086	VES1331/4	Window 06		
EL087	VES1331/4	Window 07		
EL088	VES1331/4	Window 08		
EL089	VES1331/5	Window 09		



Drawing Number	Reference	Description	Facing	Comments
EL090	VES1331/5	Window 10		
EL091	VES1331/5	Window 11		
EL092	VES1331/5	Window 12		
EL093	VES1331/5	Window 13		
EL094	VES1331/5	Window 14		
EL095	VES1331/5	Window 15		
EL096	VES1331/5	Window 16		
EL097	VES1331/5	Window 17		
EL098	VES1331/5	Window 18		
EL099	VES1331/5	Window 19		
EL100	VES1331/5	Window 20		
EL101	VES1331/5	Window 21		
EL102	VES1331/5	Window 22		
EL103	VES1331/5	Window 23		
EL104	VES1331/5	Window 24		
EL105	VES1331/5	Window 25		
EL106	VES1331/5	Window 26		
EL107	VES1331/5	Window 27		
EL108	VES1331/5	Window 28		
EL109	VES1331/5	Window 29		
EL110	VES1331/5	Window 30		
EL111	VES1331/5	Window 31		
EL112	VES1331/5	Window 32		
EL113	VES1331/5	Window 33		
EL114	VES1331/5	Window 34		
EL115	VES1331/5	Window 35		
EL116	VES1331/5	Window 36		
EL117	VES1331/5	Window 37		
EL118	VES1331/5	Window 38		
EL119	VES1331/4	Window 39		
EL120	VES1331/4	Window 40		
EL121	VES1331/4	Window 41		
EL122	VES1331/4	Window 42		
EL123	VES1331/5	Window 43		
EL124	VES1331/5	Window 44		
EL125	VES1331/5	Window 45		
EL126	VES1331/5	Window 46		
EL127	VES1331/5	Fireplace 01		
EL128	VES1331/5	Fireplace 02		
EL129	VES1331/5	Fireplace 03		
EL130	VES1331/5	Fireplace 04		
PL01		Small Stairs - Plan View		
PL02		Great Stairs - Plan View		



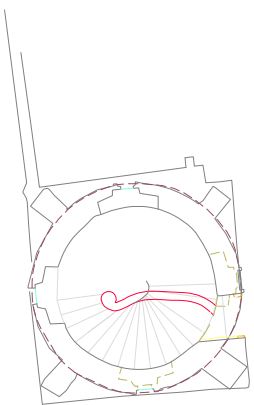
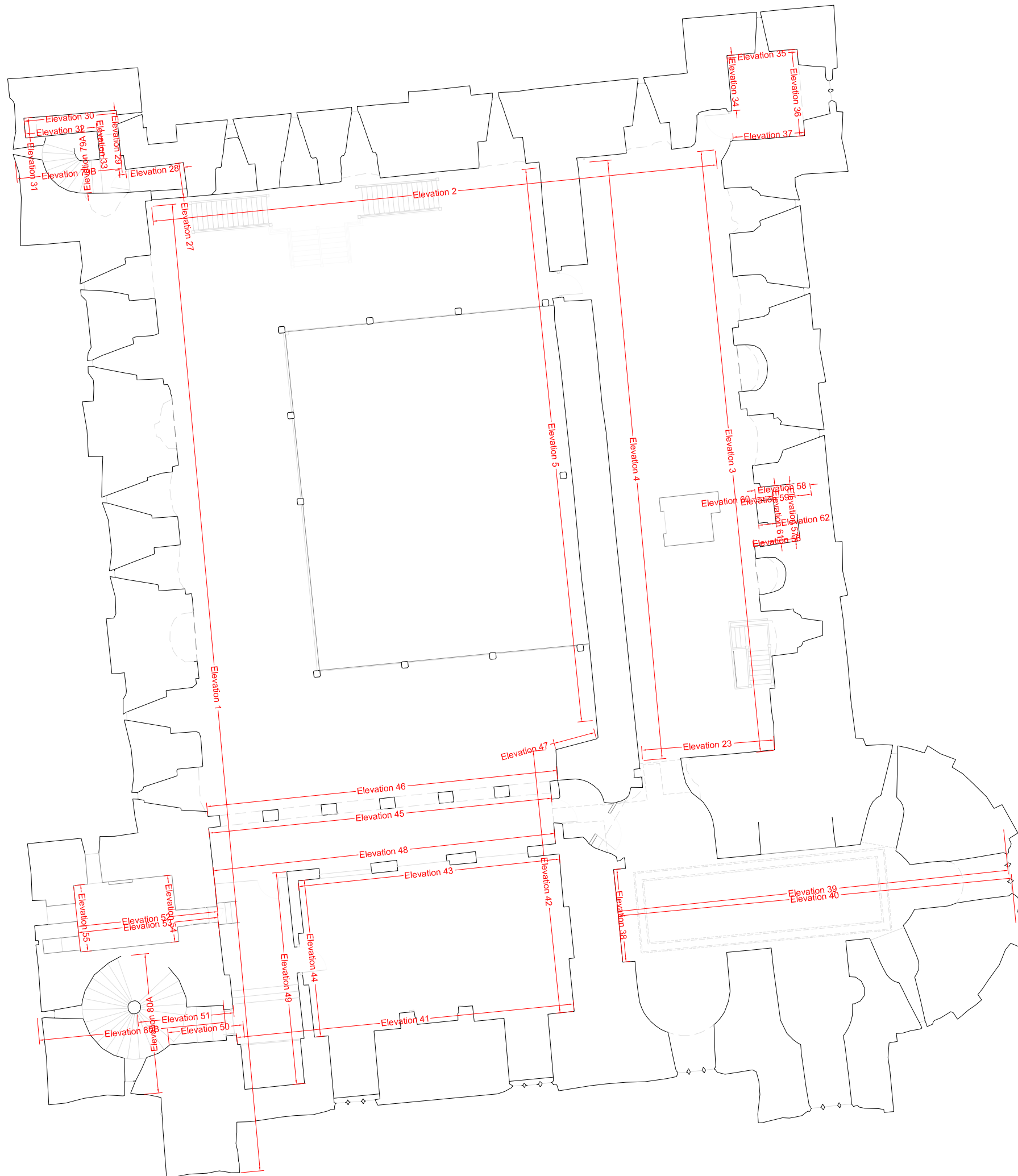
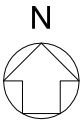


**NOTE**  
This drawing must not be reissued, loaned or copied without the written consent of NPS Property Consultants Ltd, (the originator). All errors, omissions, discrepancies should be reported to the originator immediately.  
All dimensions to be checked before site fabrication by the contractor, his sub-contractor or supplier.  
Do not scale plans - use figure or grid dimensions where given.  
Any deviation from the drawing to be reported to the originator immediately.

Drawing No.: <b>VES1331-1</b>		Rev:
Project Name: <b>Colchester Castle-Elevations</b>		
Drawing Title: <b>Floor 0 _ Elevations</b>		
Project Number: <b>01-04-13-Z-1360</b>		
Client: <b>Colchester Borough Council</b>		
Drawn by: <b>SW</b>	Checked by:	
Date: <b>April 2014</b>	Scale: <b>1:200@A3</b>	







**NOTE**  
This drawing must not be reissued, loaned or copied without the written consent of NPS Property Consultants Ltd. (the originator). All errors, omissions, discrepancies should be reported to the originator immediately.  
All dimensions to be checked before site fabrication by the contractor, his sub-contractor or supplier.  
Do not scale plans - use figure or grid dimensions where given.  
Any deviation from the drawing to be reported to the originator immediately.

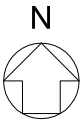
Drawing No.: **VES1331-2** Rev:  
Project Name: **Colchester Castle-Elevations**  
Drawing Title: **Floor 1 \_ Elevations**  
Project Number: **01-04-13-Z-1360**  
Client: **Colchester Borough Council**  
Drawn by: **SW** Checked by:  
Date: **April 2014** Scale: **1:200@A3**



0 10 m

NPS Property Consultants Ltd - Land Survey Team  
Sands House - 80 Mountgale, Norwich, NR1 1PY  
© NPS This drawing may not be reproduced in any form without prior written agreement.





**NOTE**  
This drawing must not be reissued, loaned or copied without the written consent of NPS Property Consultants Ltd, (the originator). All errors, omissions, discrepancies should be reported to the originator immediately.  
All dimensions to be checked before site fabrication by the contractor, his sub-contractor or supplier.  
Do not scale plans - use figure or grid dimensions where given.  
Any deviation from the drawing to be reported to the originator immediately.

Drawing No.: **VES1331-3** Rev:

Project Name: **Colchester Castle-Elevations**

Drawing Title: **Vaults\_Elevations**

Project Number: **01-04-13-Z-1360**

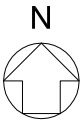
Client: **Colchester Borough Council**

Drawn by: **SW** Checked by:

Date: **April 2014** Scale: **1:200@A3**



NPS Property Consultants Ltd - Land Survey Team  
Sands House - 10 Mountgarden, Norwich, NR1 1PY  
© NPS. This drawing may not be reproduced in any form without prior written agreement.



**NOTE**  
This drawing must not be reissued, loaned or copied without the written consent of NPS Property Consultants Ltd, (the originator). All errors, omissions, discrepancies should be reported to the originator immediately.  
All dimensions to be checked before site fabrication by the contractor, his sub-contractor or supplier.  
Do not scale plans - use figure or grid dimensions where given.  
Any deviation from the drawing to be reported to the originator immediately.

Drawing No.: **VES1331-4** Rev:

Project Name: **Colchester Castle-Elevations**

Drawing Title: **Floor 0\_Rooms,Windows**

Project Number:**01-04-13-Z-1360**

Client: **Colchester Borough Council**

Drawn by: **SW** Checked by:

Date: **April 2014** Scale: **1:200@A3**

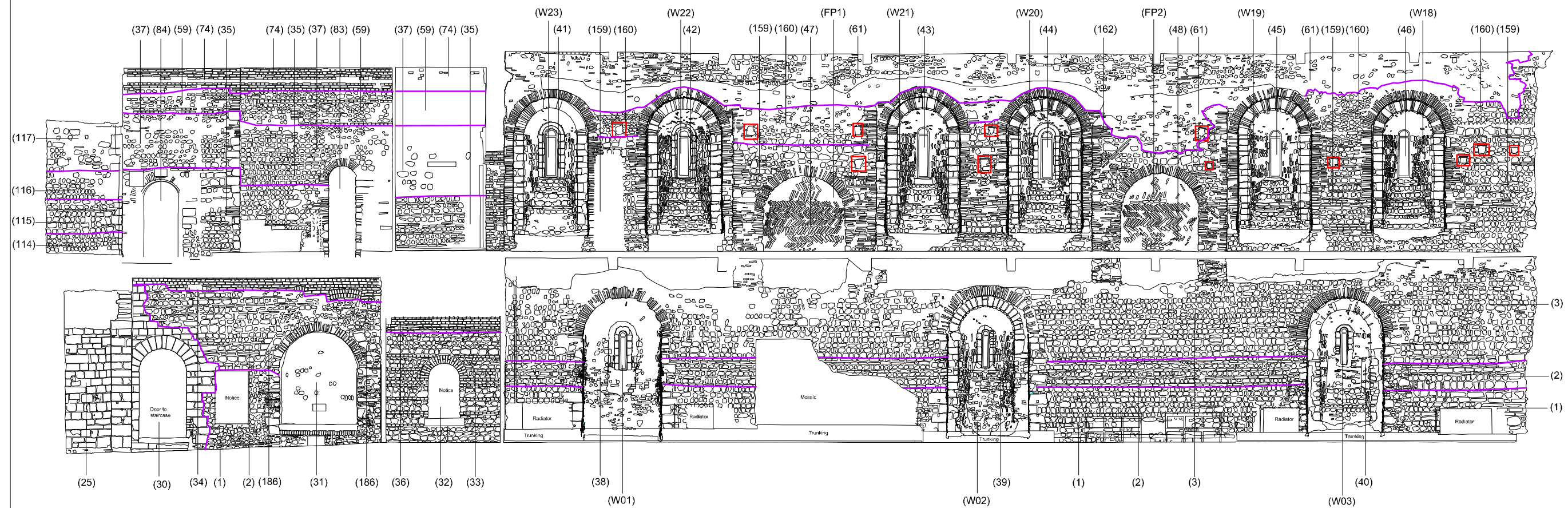
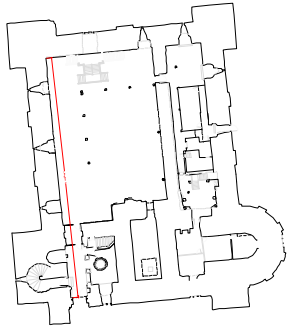


0 10 m

NPS Property Consultants Ltd - Land Survey Team  
Sands House - 10 Mountingale Road, W11 1PY  
© NPS This drawing may not be reproduced in any form without prior written agreement.

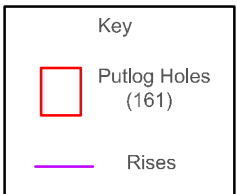







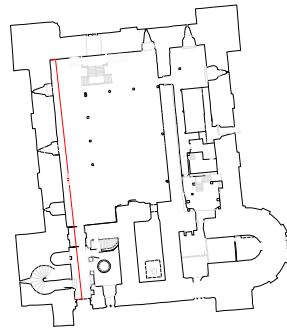
NOTE  
This drawing must not be reissued, loaned or copied without the written consent of NPS Property Consultants Ltd. (the originator).  
All errors, omissions, discrepancies should be reported to the originator immediately.  
All dimensions to be checked before site fabrication by the contractor, his sub-contractor or supplier.  
Do not scale plans - use figure or grid dimensions where given.  
Any deviation from the drawing to be reported to the originator immediately.

Drawing No.: EL01 Rev:  
Project Name: Colchester Castle-Elevations  
Drawing Title: Keep-West Wall-East Facing  
Project Number: 01-04-13-2-1360  
Client: Colchester Borough Council  
Drawn by: SW Checked by:  
Date: April 2014 Scale: NTS@A3



NPS Property Consultants Ltd - Land Survey Team  
Grange House - 65 Mount Pleasant, Norwich NR1 1PY.  
© NPS. This drawing may not be reproduced in any form without prior written agreement.





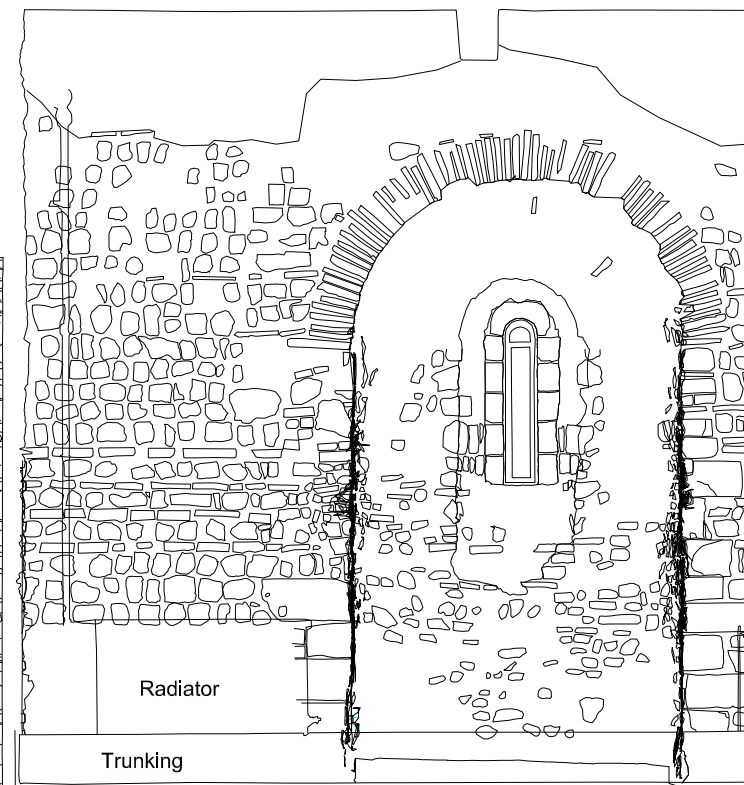
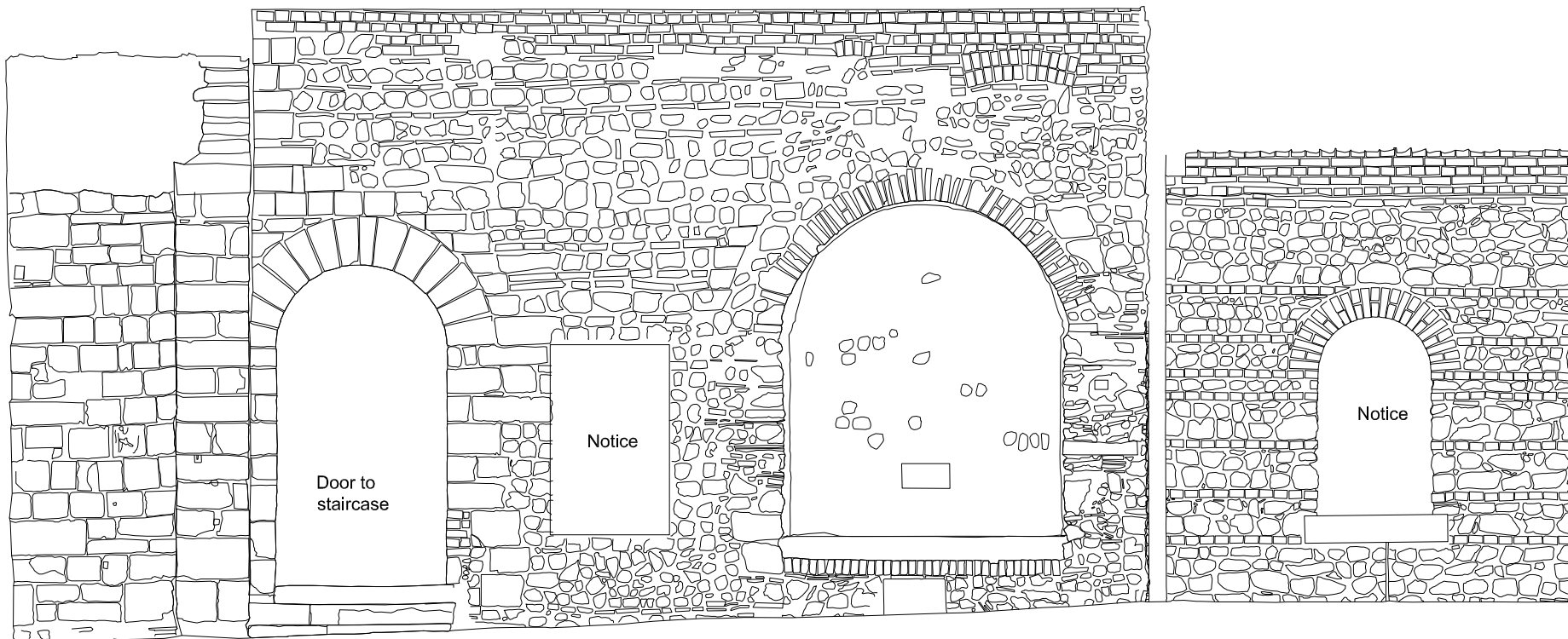
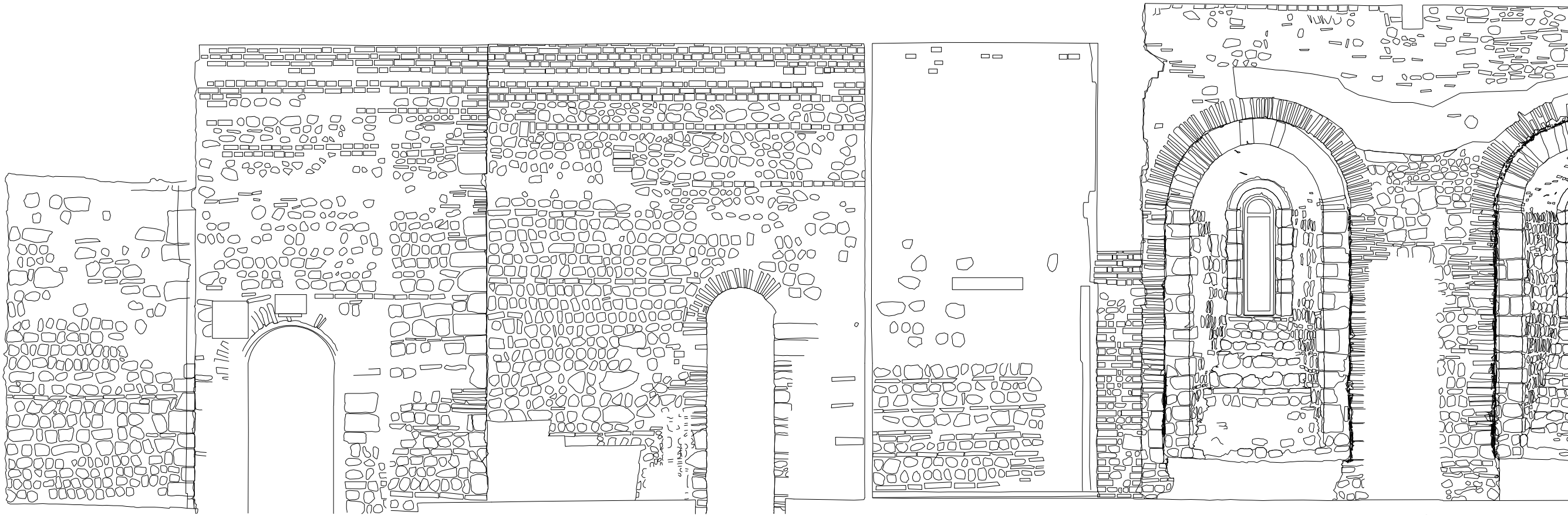
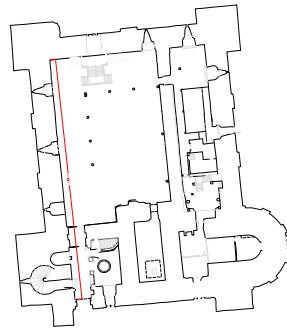
NOTE  
This drawing must not be reissued, loaned or copied without the written consent of NPS Property Consultants Ltd. (the originator).  
All errors, omissions, discrepancies should be reported to the originator immediately.  
All dimensions to be checked before site fabrication by the contractor, his sub-contractor or supplier.  
Do not scale plans - use figure or grid dimensions where given.  
Any deviation from the drawing to be reported to the originator immediately.

Drawing No.:	EL01	Rev:	
Project Name: Colchester Castle-Elevations			
Drawing Title: Keep-West Wall-East Facing			
Project Number:01-04-13-2-1360			
Client: Colchester Borough Council			
Drawn by: SW	Checked by:		
Date: April 2014	Scale: NTS@A3		



NPS Property Consultants Ltd - Land Survey Team  
Searcote House - 60 Mountingale, Newark, Notts, NG1 1PY  
© NPS This drawing may not be reproduced in any form without prior written agreement.





NOTE  
This drawing must not be reissued, loaned or copied without the written consent of NPS Property Consultants Ltd. (the originator).  
All errors, omissions, discrepancies should be reported to the originator immediately.  
All dimensions to be checked before site fabrication by the contractor, his sub-contractor or supplier.  
Do not scale plans - use figure or grid dimensions where given.  
Any deviation from the drawing to be reported to the originator immediately.

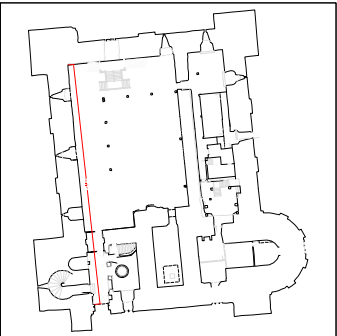

Drawing No.: EL01/1 Rev:  
Project Name: Colchester Castle-Elevations  
Drawing Title: Keep-West Wall-East Facing  
Project Number: 01-04-13-2-1360  
Client: Colchester Borough Council  
Drawn by: SW Checked by:  
Date: April 2014 Scale: 1:50@A3



NPS Property Consultants Ltd - Land Survey Team  
Surrey House - 10 Mountbatten Road, Weymouth, Dorset, DT9 1PY  
© NPS This drawing may not be reproduced in any form without prior written agreement.







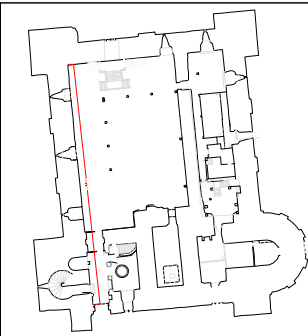

NOTE  
This drawing must not be reissued, loaned or copied without the written consent of NPS Property Consultants Ltd. (the originator).  
All errors, omissions, discrepancies should be reported to the originator immediately.  
All dimensions to be checked before site fabrication by the contractor, his sub-contractor or supplier.  
Do not scale plans - use figure or grid dimensions where given.  
Any deviation from the drawing to be reported to the originator immediately.

Drawing No.: EL01/2	Rev:
Project Name: Colchester Castle-Elevations	
Drawing Title: Keep-West Wall-East Facing	
Project Number:01-04-13-2-1360	
Client: Colchester Borough Council	
Drawn by: SW	Checked by:
Date: April 2014	Scale: 1:50@A3



NPS Property Consultants Ltd - Land Survey Team  
Surrey House - 80 Mountbatten Road, Weymouth, Dorset, DT9 1PY  
© NPS. This drawing may not be reproduced in any form without prior written agreement.





NOTE  
This drawing must not be reissued, loaned or copied without the written consent of NPS Property Consultants Ltd. (the originator).  
All errors, omissions, discrepancies should be reported to the originator immediately.  
All dimensions to be checked before site fabrication by the contractor, his sub-contractor or supplier.  
Do not scale plans - use figure or grid dimensions where given.  
Any deviation from the drawing to be reported to the originator immediately.

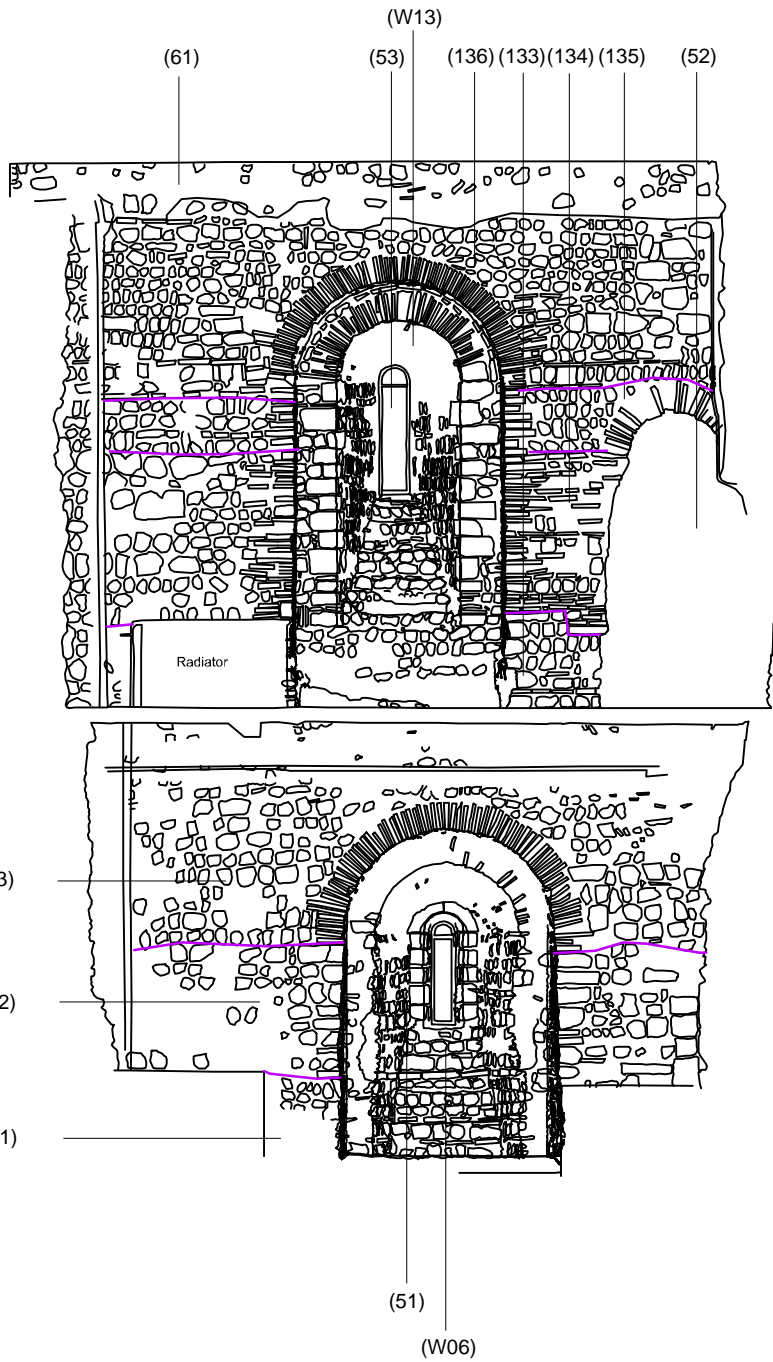
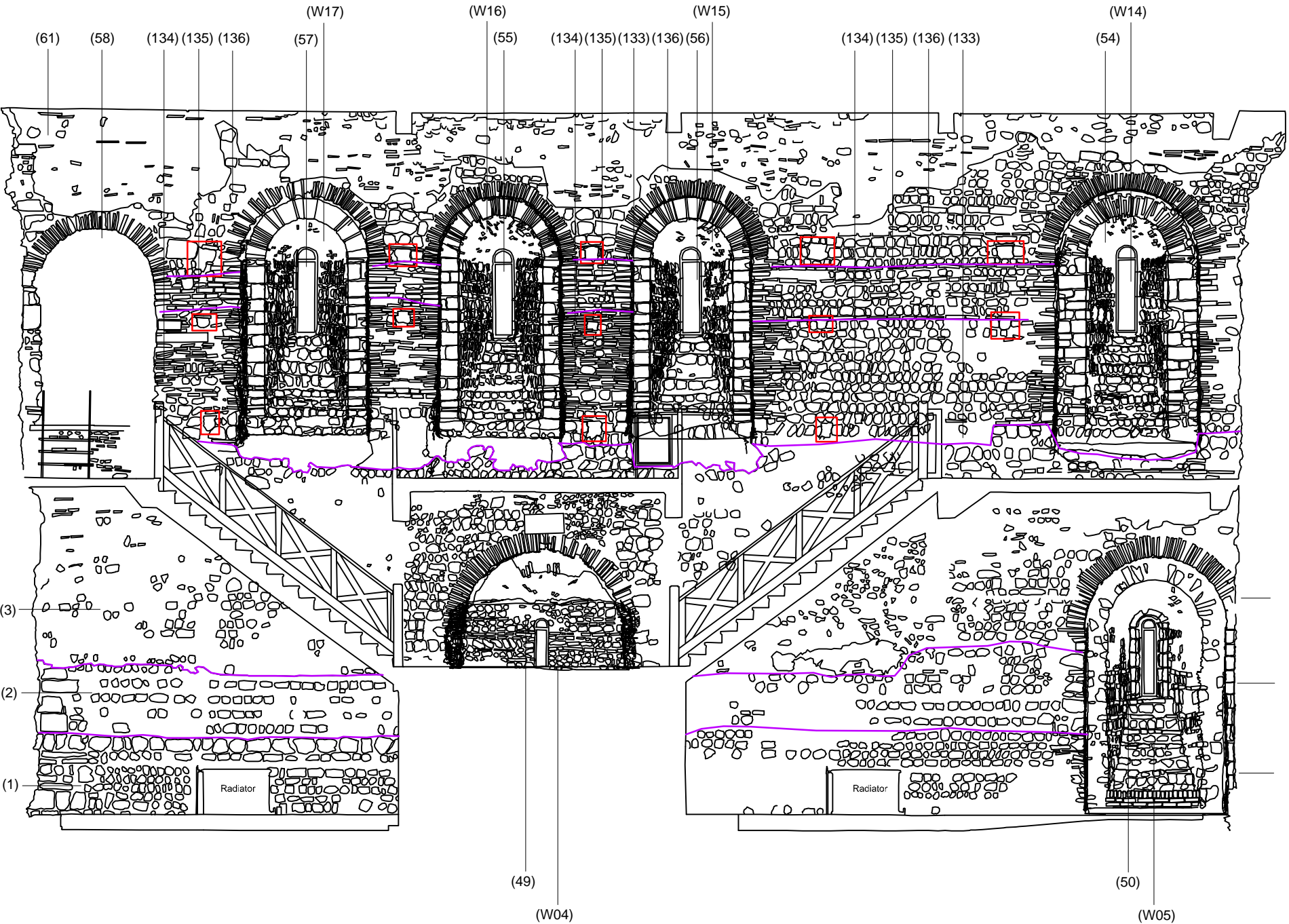
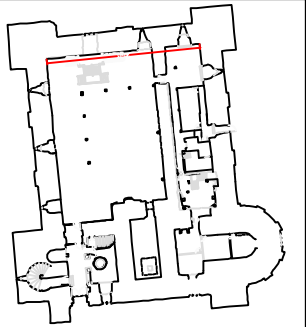
Drawing No.: EL01/3	Rev:
Project Name: Colchester Castle-Elevations	
Drawing Title: Keep-West Wall-East Facing	
Project Number: 01-04-13-2-1360	
Client: Colchester Borough Council	
Drawn by: SW	Checked by:
Date: April 2014	Scale: 1:50@A3



NPS Property Consultants Ltd - Land Survey Team  
Surrey House - 10 Mountbatten Road, Weymouth, Dorset, DT9 1PY  
© NPS. This drawing may not be reproduced in any form without prior written agreement.







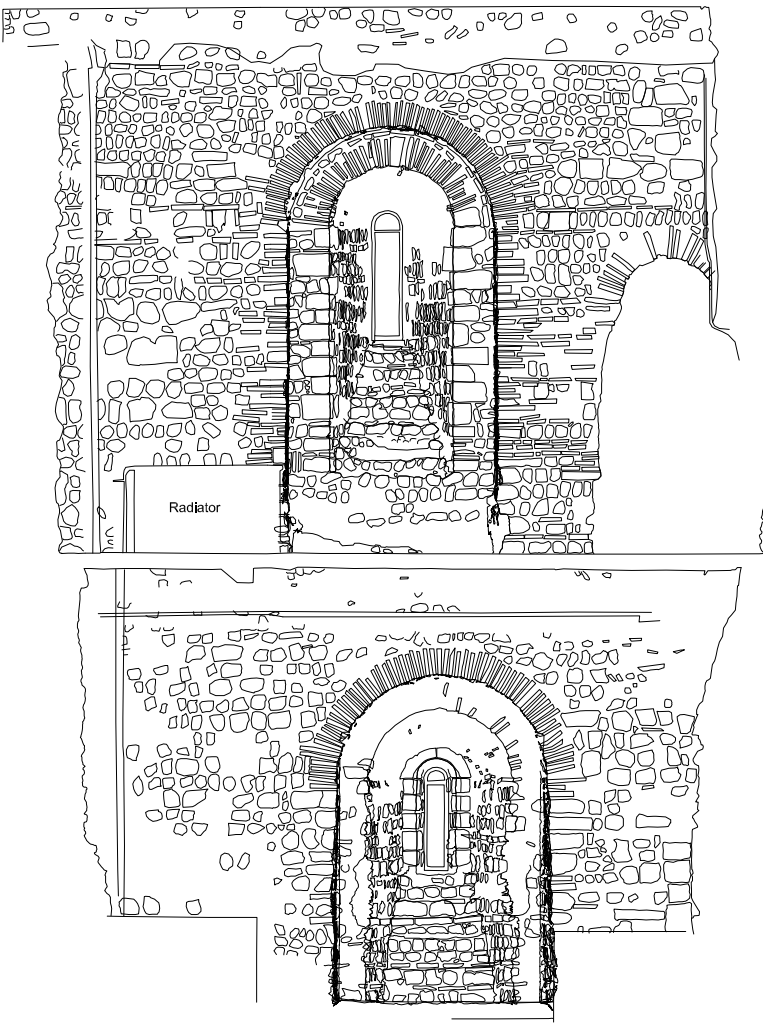

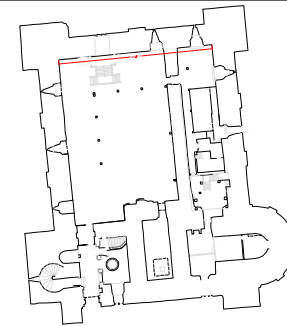
NOTE  
This drawing must not be reissued, loaned or copied without the written consent of NPS Property Consultants Ltd. (the originator).  
All errors, omissions, discrepancies should be reported to the originator immediately.  
All dimensions to be checked before site fabrication by the contractor, his sub-contractor or supplier.  
Do not scale plans - use figure or grid dimensions where given.  
Any deviation from the drawing to be reported to the originator immediately.

Drawing No.: EL02 Rev:  
Project Name: Colchester Castle-Elevations  
Drawing Title: Keep-North Wall-South Facing  
Project Number: 01-04-13-2-1360  
Client: Colchester Borough Council  
Drawn by: SW Checked by:  
Date: April 2014 Scale: NTS@A3



NPS Property Consultants Ltd - Land Survey Team  
Grounds House - 65 Mountingale, Norwich NR1 5HY  
© NPS. This drawing may not be reproduced in any form without prior written agreement.






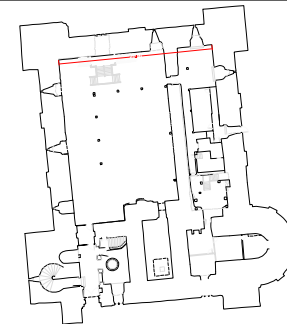
NOTE  
This drawing must not be reissued, loaned or copied without the written consent of NPS Property Consultants Ltd. (the originator).  
All errors, omissions, discrepancies should be reported to the originator immediately.  
All dimensions to be checked before site fabrication by the contractor, his sub-contractor or supplier.  
Do not scale plans - use figure or grid dimensions where given.  
Any deviation from the drawing to be reported to the originator immediately.

Drawing No.: EL02		Rev:
Project Name: Colchester Castle-Elevations		
Drawing Title: Keep-North Wall-South Facing		
Project Number:01-04-13-2-1360		
Client: Colchester Borough Council		
Drawn by: SW	Checked by:	
Date: April 2014	Scale: NTS@A3	



NPS Property Consultants Ltd - Land Survey Team  
Search House - 80 Mountgarden, Norwich, NR1 1PY  
© NPS This drawing may not be reproduced in any form without prior written agreement.





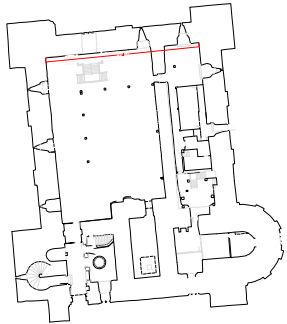
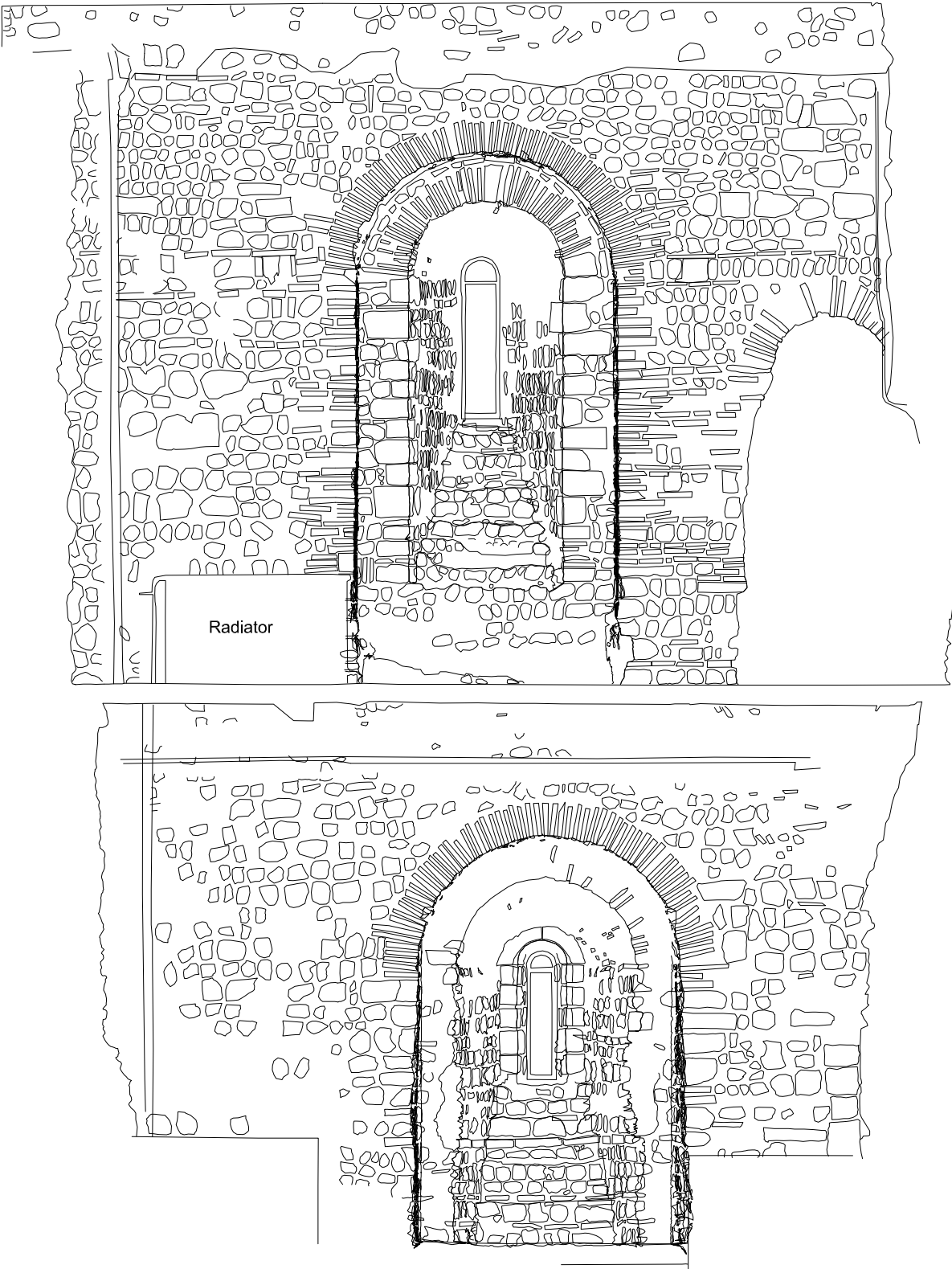

NOTE  
This drawing must not be reissued, loaned or copied without the written consent of NPS Property Consultants Ltd. (the originator).  
All errors, omissions, discrepancies should be reported to the originator immediately.  
All dimensions to be checked before site fabrication by the contractor, his sub-contractor or supplier.  
Do not scale plans - use figure or grid dimensions where given.  
Any deviation from the drawing to be reported to the originator immediately.

Drawing No.: EL02/1	Rev:
Project Name: Colchester Castle-Elevations	
Drawing Title: Keep-North Wall-South Facing	
Project Number:01-04-13-2-1360	
Client: Colchester Borough Council	
Drawn by: SW	Checked by:
Date: April 2014	Scale: 1:50@A3



NPS Property Consultants Ltd - Land Survey Team  
Surrey House - 50 Mountbatten Road, Woking, Surrey, GU24 0PU  
© NPS. This drawing may not be reproduced in any form without prior written agreement.





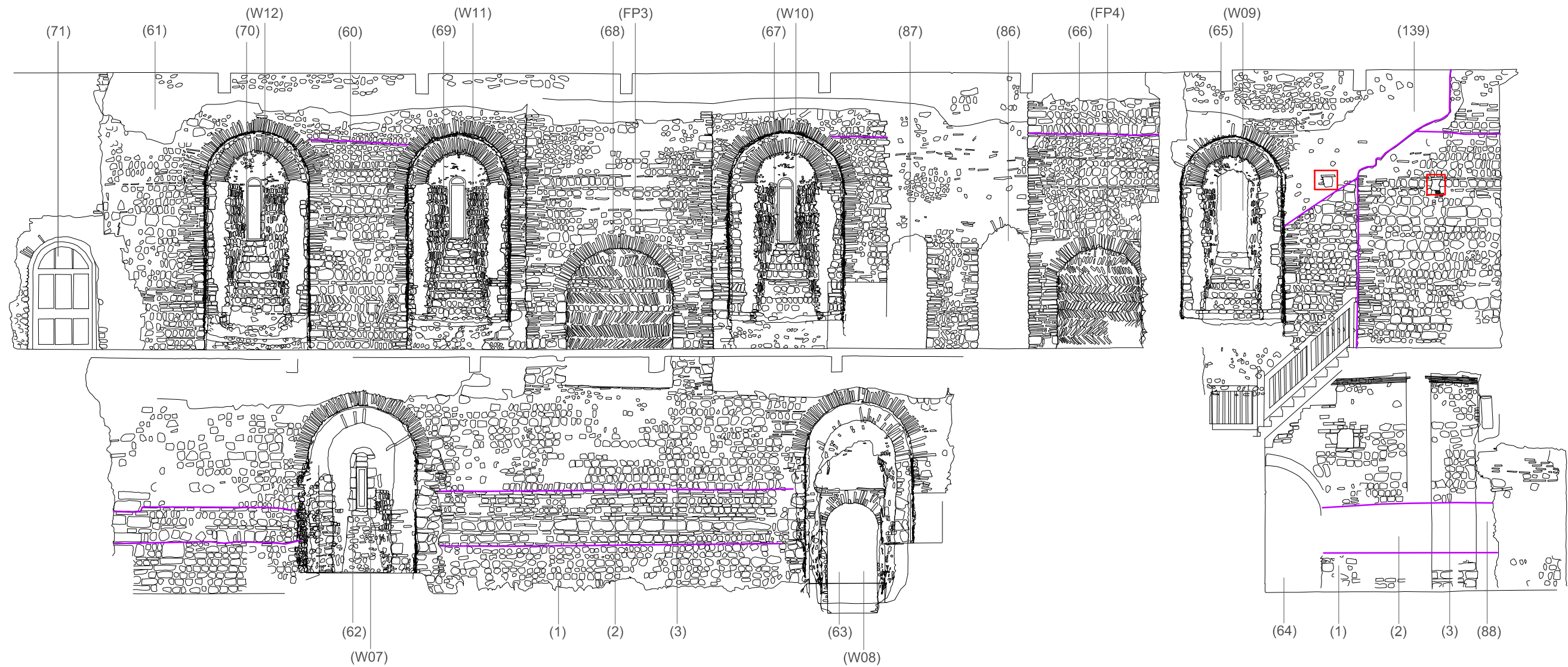
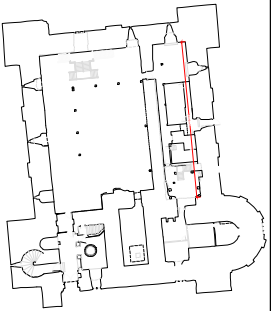
NOTE  
This drawing must not be reissued, loaned or copied without the written consent of NPS Property Consultants Ltd. (the originator).  
All errors, omissions, discrepancies should be reported to the originator immediately.  
All dimensions to be checked before site fabrication by the contractor, his sub-contractor or supplier.  
Do not scale plans - use figure or grid dimensions where given.  
Any deviation from the drawing to be reported to the originator immediately.

Drawing No.:	EL02/2	Rev:	
Project Name: Colchester Castle-Elevations			
Drawing Title: Keep-North Wall-South Facing			
Project Number:01-04-13-2-1360			
Client: Colchester Borough Council			
Drawn by: SW	Checked by:		
Date: April 2014	Scale: 1:50@A3		





NPS Property Consultants Ltd - Land Survey Team  
Sands House - 80 Mountgarden, Norwich, NR1 1PY  
© NPS. This drawing may not be reproduced in any form without prior written agreement.





Key

 Putlog Holes (140)


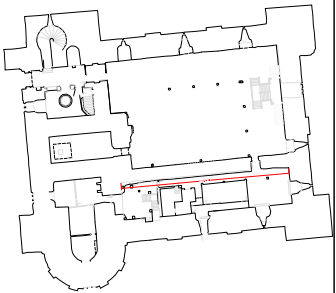
 Rises

NOTE  
This drawing must not be reissued, loaned or copied without the written consent of NPS Property Consultants Ltd. (the originator).  
All errors, omissions, discrepancies should be reported to the originator immediately.  
All dimensions to be checked before site fabrication by the contractor, his sub-contractor or supplier.  
Do not scale plans - use figure or grid dimensions where given.  
Any deviation from the drawing to be reported to the originator immediately.

Drawing No.: EL003	Rev:
Project Name: Colchester Castle-Elevations	
Drawing Title: Keep - EastWall - WestFacing	
Project Number:01-04-13-2-1360	
Client:Colchester Borough Council	
Drawn by: SW	Checked by:
Date: April 2014	Scale: NTS@A3



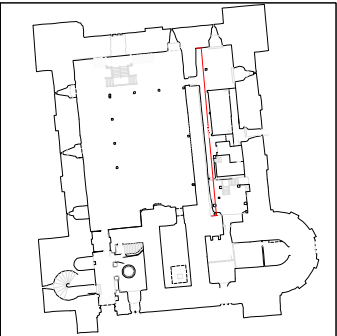





NOTE  
This drawing must not be reissued, loaned or copied without the written permission of the originator.  
All errors, omissions, discrepancies should be reported to the originator immediately.  
All dimensions to be checked before site fabrication by the contractor.  
Do not scale plans - use figure or grid dimensions where given.  
Any deviation from the drawing to be reported to the originator immediately.

Drawing No.: EL004	Rev:
Project Name: Colchester Castle-Elevations	
Drawing Title: Spine Wall East Facing	
Project Number:01-04-13-2-1360	
Client: Colchester Borough Council	
Drawn By:SW	Checked by:
Date: April 2014	Scale: NTS@A3





NOTE  
This drawing must not be reissued, loaned or copied without the written consent of NPS Property Consultants Ltd. (the originator).  
All errors, omissions, discrepancies should be reported to the originator immediately.  
All dimensions to be checked before site fabrication by the contractor, his sub-contractor or supplier.  
Do not scale plans - use figure or grid dimensions where given.  
Any deviation from the drawing to be reported to the originator immediately.

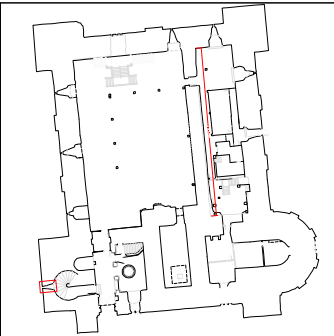

Drawing No.: EL004/01		Rev:
Project Name: Colchester Castle-Elevations		
Drawing Title: Spine Wall East Facing		
Project Number:01-04-13-2-1360		
Client: Colchester Borough Council		
Drawn by: SW	Checked by:	
Date: April 2014	Scale: 1:50@A3	



NPS Property Consultants Ltd - Land Survey Team  
Surrey House - 10 Mountbatten Road, Woking, Surrey, GU24 0PU  
© NPS. This drawing may not be reproduced in any form without prior written agreement.







NOTE  
This drawing must not be reissued, loaned or copied without the written consent of NPS Property Consultants Ltd. (the originator).  
All errors, omissions, discrepancies should be reported to the originator immediately.  
All dimensions to be checked before site fabrication by the contractor, his sub-contractor or supplier.  
Do not scale plans - use figure or grid dimensions where given.  
Any deviation from the drawing to be reported to the originator immediately.

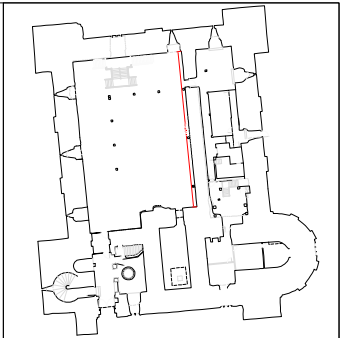

Drawing No.:	EL004/02	Rev:	
Project Name: Colchester Castle-Elevations			
Drawing Title: Spine Wall East Facing			
Project Number:01-04-13-2-1360			
Client: Colchester Borough Council			
Drawn by: SW	Checked by:		
Date: April 2014	Scale: 1:50@A3		



NPS Property Consultants Ltd - Land Survey Team  
Sands House - 80 Mountgate Road, WEL 1 1PY  
© NPS This drawing may not be reproduced in any form without prior written agreement.





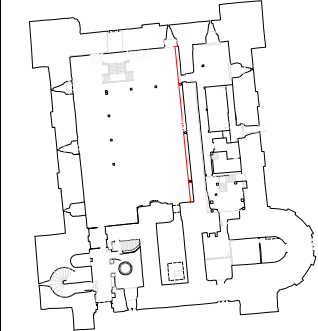



NOTE  
This drawing must not be reissued, loaned or copied without the written consent of NPS Property Consultants Ltd. (the originator).  
All errors, omissions, discrepancies should be reported to the originator immediately.  
All dimensions to be checked before site fabrication by the contractor, his sub-contractor or supplier.  
Do not scale plans - use figure or grid dimensions where given.  
Any deviation from the drawing to be reported to the originator immediately.

Drawing No.: EL005		Rev:
Project Name: Colchester Castle-Elevations		
Drawing Title: Spine Wall - West Facing		
Project Number:01-04-13-2-1360		
Client: Colchester Borough Council		
Drawn by: SW	Checked by:	
Date: April 2014	Scale: NTS@A3	







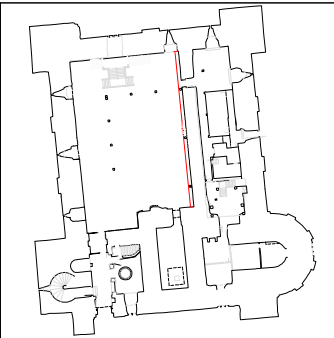

NOTE  
This drawing must not be reissued, loaned or copied without the written consent of NPS Property Consultants Ltd. (the originator).  
All errors, omissions, discrepancies should be reported to the originator immediately.  
All dimensions to be checked before site fabrication by the contractor, his sub-contractor or supplier.  
Do not scale plans - use figure or grid dimensions where given.  
Any deviation from the drawing to be reported to the originator immediately.

Drawing No.: EL005/1	Rev:
Project Name: Colchester Castle-Elevations	
Drawing Title: Spine Wall - West Facing	
Project Number: 01-04-13-2-1360	
Client: Colchester Borough Council	
Drawn by: SW	Checked by:
Date: April 2014	Scale: 1:50@A3



NPS Property Consultants Ltd - Land Survey Team  
Surrey House - 50 Mountaineer, Nonsuch, Weymouth, Dorset, DT9 8PY  
© NPS This drawing may not be reproduced in any form without prior written agreement.





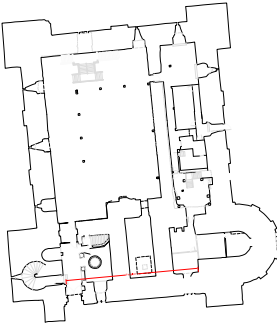

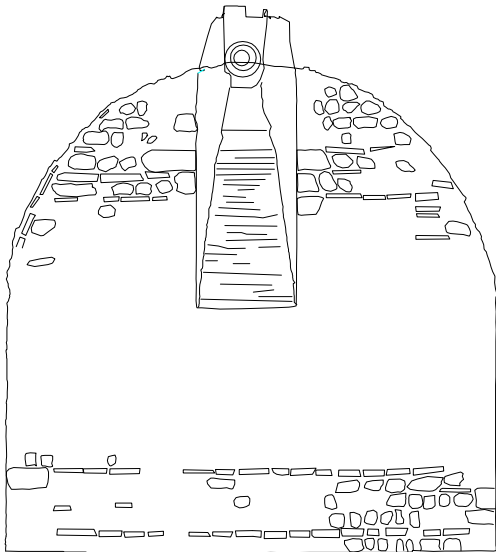
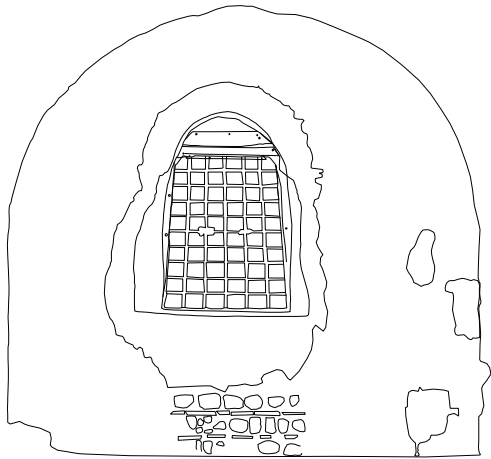
NOTE  
This drawing must not be reissued, loaned or copied without the written consent of NPS Property Consultants Ltd. (the originator).  
All errors, omissions, discrepancies should be reported to the originator immediately.  
All dimensions to be checked before site fabrication by the contractor, his sub-contractor or supplier.  
Do not scale plans - use figure or grid dimensions where given.  
Any deviation from the drawing to be reported to the originator immediately.

Drawing No.:	EL005/2	Rev:	
Project Name: Colchester Castle-Elevations			
Drawing Title: Spine Wall - West Facing			
Project Number:01-04-13-2-1360			
Client: Colchester Borough Council			
Drawn by:SW	Checked by:		
Date: April 2014	Scale: 1:50@A3		



NPS Property Consultants Ltd - Land Survey Team  
Surrey House - 30 Mountbatten Road, Woking, Surrey, GU24 0PU  
© NPS This drawing may not be reproduced in any form without prior written agreement.

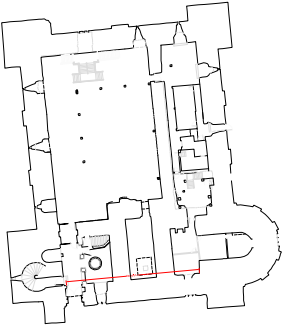

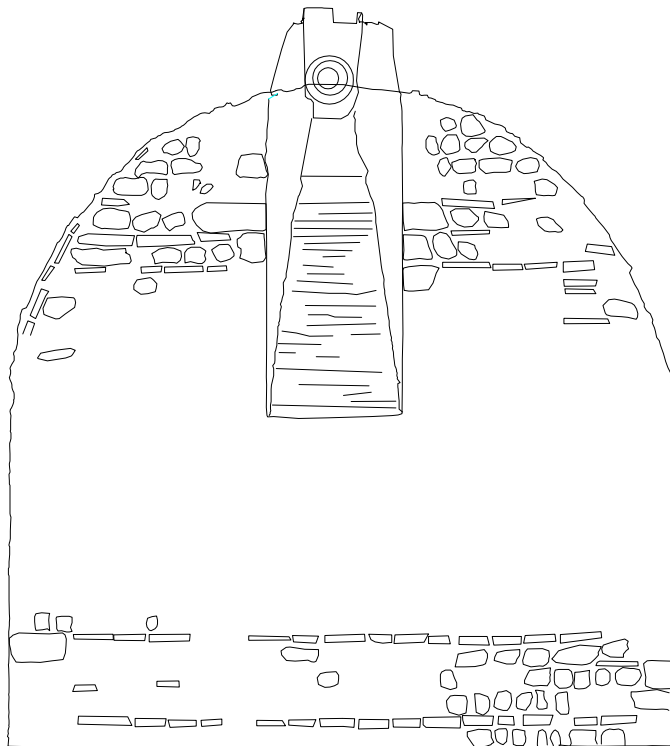
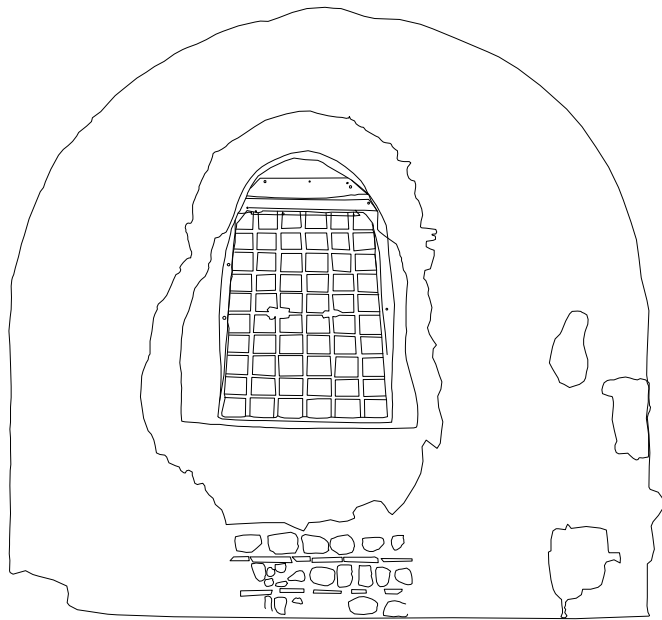




NOTE  
This drawing must not be reissued, loaned or copied without the written consent of NPS Property Consultants Ltd. (the originator).  
All errors, omissions, discrepancies should be reported to the originator immediately.  
All dimensions to be checked before site fabrication by the contractor, his sub-contractor or supplier.  
Do not scale plans - use figure or grid dimensions where given.  
Any deviation from the drawing to be reported to the originator immediately.

Drawing No.: EL006		Rev:
Project Name: Colchester Castle-Elevations		
Drawing Title: Keep-South Wall-North Facing		
Project Number:01-04-13-2-1360		
Client: Colchester Borough Council		
Drawn by: SW	Checked by:	
Date: April 2014	Scale: NTS@A3	





NOTE  
This drawing must not be reissued, loaned or copied without the written consent of NPS Property Consultants Ltd. (the originator).  
All errors, omissions, discrepancies should be reported to the originator immediately.  
All dimensions to be checked before site fabrication by the contractor, his sub-contractor or supplier.  
Do not scale plans - use figure or grid dimensions where given.  
Any deviation from the drawing to be reported to the originator immediately.


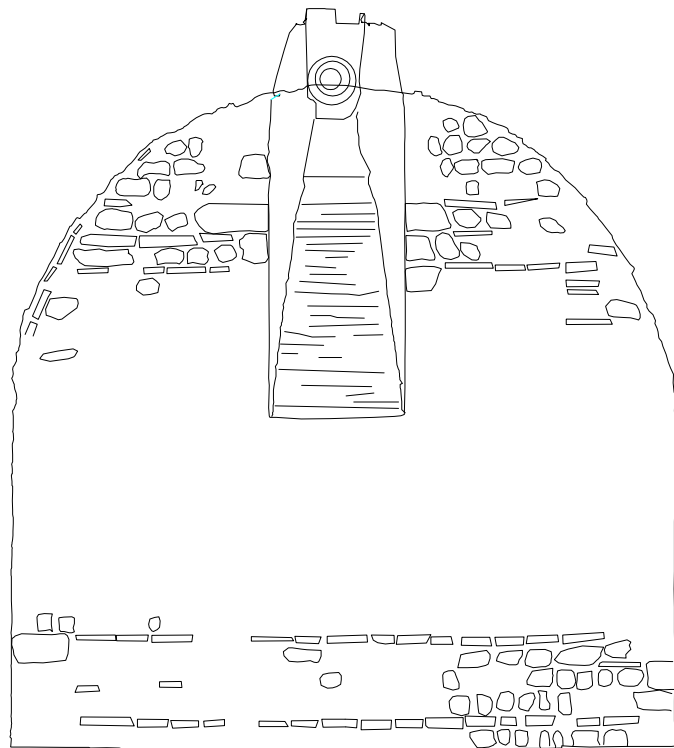
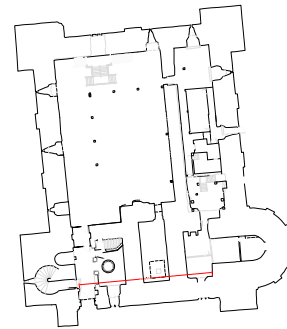
Drawing No.: EL006/1		Rev:
Project Name: Colchester Castle-Elevations		
Drawing Title: Keep-South Wall-North Facing		
Project Number:01-04-13-2-1360		
Client: Colchester Borough Council		
Drawn by: SW	Checked by:	
Date: April 2014	Scale: 1:50@A3	



NPS Property Consultants Ltd - Land Survey Team  
Sands House - 80 Mountgale, Norwich, NR1 1PY  
© NPS. This drawing may not be reproduced in any form without prior written agreement.








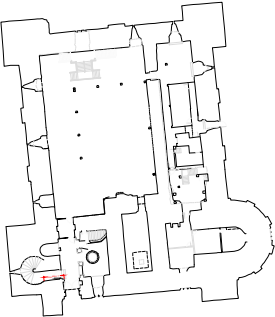
NOTE  
This drawing must not be reissued, loaned or copied without the written consent of NPS Property Consultants Ltd. (the originator).  
All errors, omissions, discrepancies should be reported to the originator immediately.  
All dimensions to be checked before site fabrication by the contractor, his sub-contractor or supplier.  
Do not scale plans - use figure or grid dimensions where given.  
Any deviation from the drawing to be reported to the originator immediately.

Drawing No.:	EL006/2	Rev:	
Project Name: Colchester Castle-Elevations			
Drawing Title: Keep-South Wall-North Facing			
Project Number:01-04-13-2-1360			
Client: Colchester Borough Council			
Drawn by: SW	Checked by:		
Date: April 2014	Scale: 1:50@A3		



NPS Property Consultants Ltd - Land Survey Team  
Surrey House - 10 Mountbatten Road, Weybridge, Surrey, UK  
© NPS This drawing may not be reproduced in any form without prior written agreement.





NOTE  
This drawing must not be reissued, loaned or copied without the written consent of NPS Property Consultants Ltd. (the originator).  
All errors, omissions, discrepancies should be reported to the originator immediately.  
All dimensions to be checked before site fabrication by the contractor, his sub-contractor or supplier.  
Do not scale plans - use figure or grid dimensions where given.  
Any deviation from the drawing to be reported to the originator immediately.


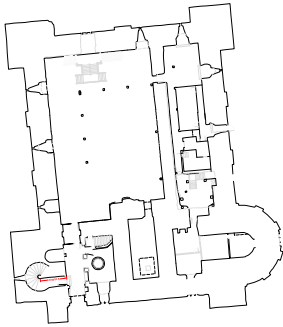
Drawing No.:	EL007	Rev:	
Project Name:	Colchester Castle-Elevations		
Drawing Title:	MainStairs-S. Wall-N. Facing		
Project Number:	01-04-13-2-1360		
Client:	Colchester Borough Council		
Drawn by:	SW	Checked by:	
Date:	April 2014	Scale:	1:50@A3



NPS Property Consultants Ltd - Land Survey Team  
Sutton House - 85 Mountingale, Norwich, NR1 1PY.  
© NPS. This drawing may not be reproduced in any form without prior written agreement.







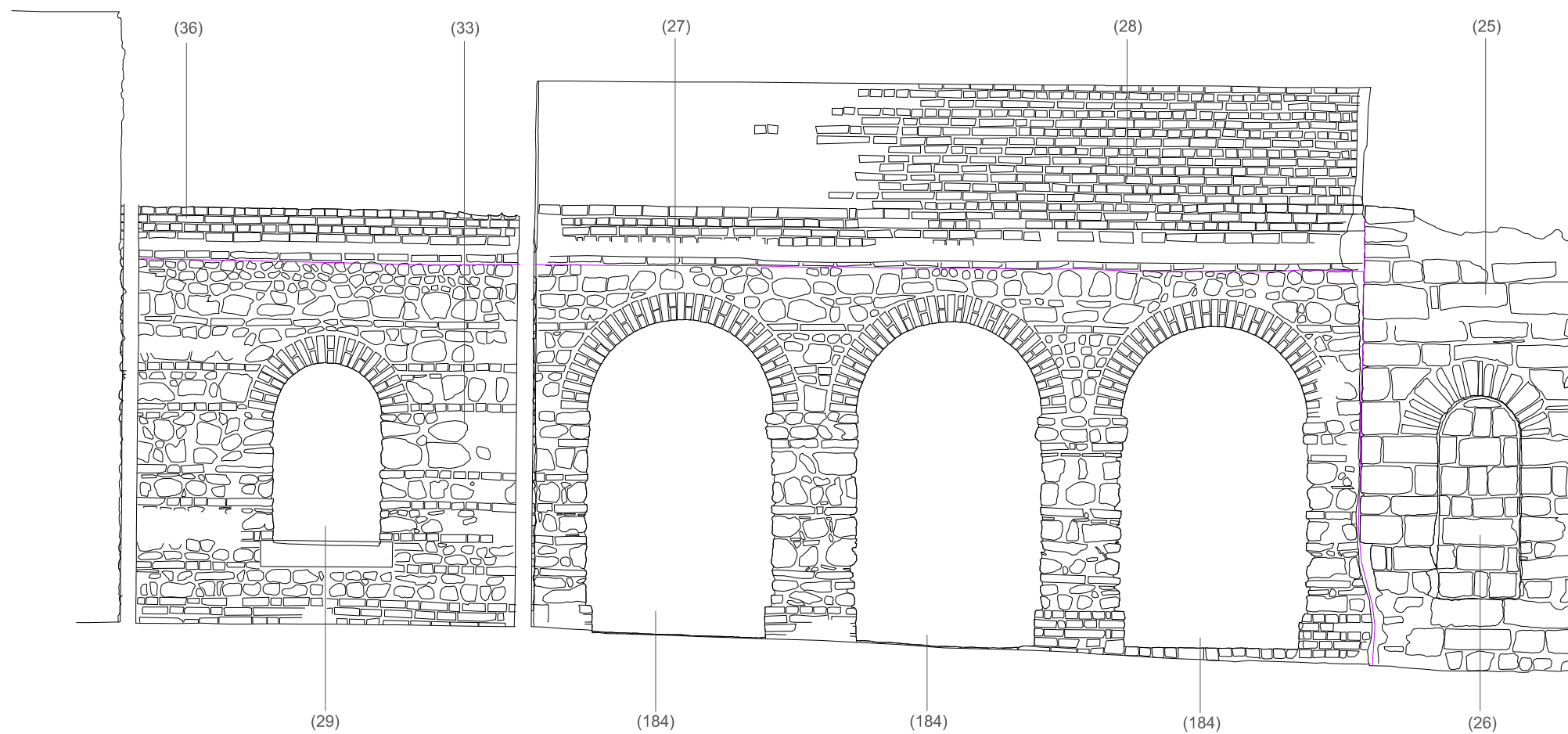
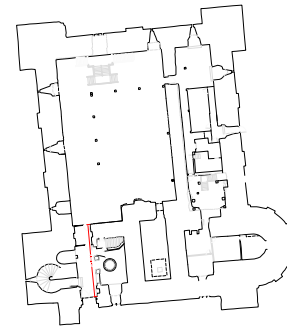
NOTE  
This drawing must not be reissued, loaned or copied without the written consent of NPS Property Consultants Ltd. (the originator).  
All errors, omissions, discrepancies should be reported to the originator immediately.  
All dimensions to be checked before site fabrication by the contractor, his sub-contractor or supplier.  
Do not scale plans - use figure or grid dimensions where given.  
Any deviation from the drawing to be reported to the originator immediately.

Drawing No.: EL008		Rev:
Project Name: Colchester Castle-Elevations		
Drawing Title: MainStairs-N. Wall-S. Facing		
Project Number:01-04-13-2-1360		
Client: Colchester Borough Council		
Drawn by: SW	Checked by:	
Date: April 2014	Scale: 1:50@A3	



NPS Property Consultants Ltd - Land Survey Team  
Sands House - 35 Mountgale, Norwich, NR1 1PY  
© NPS This drawing may not be reproduced in any form without prior written agreement.





Key



Rises



NOTE  
This drawing must not be reissued, loaned or copied without the written consent of NPS Property Consultants Ltd. (the originator).  
All errors, omissions, discrepancies should be reported to the originator immediately.  
All dimensions to be checked before site fabrication by the contractor, his sub-contractor or supplier.  
Do not scale plans - use figure or grid dimensions where given.  
Any deviation from the drawing to be reported to the originator immediately.

Drawing No.: EL009 Rev:

Project Name: Colchester Castle-Elevations

Drawing Title: Entrance - East Wall

Project Number:01-04-13-2-1360

Client: Colchester Borough Council

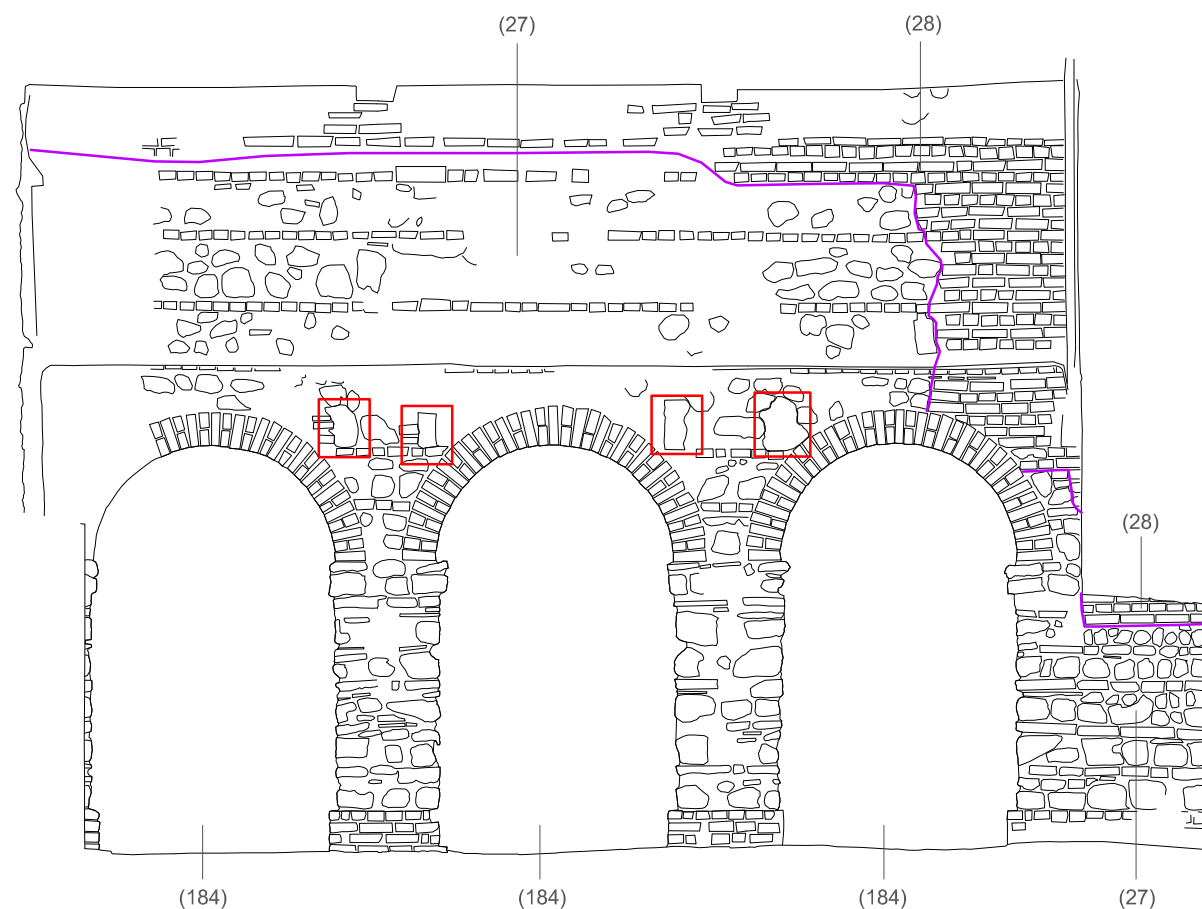
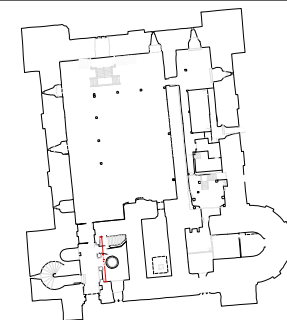
Drawn by: SW Checked by:

Date: April 2014 Scale: 1:50@A3



NPS Property Consultants Ltd - Land Survey Team  
Sands House - 85 Mountgale Road, Weymouth, Dorset, DT9 1PY  
© NPS This drawing may not be reproduced in any form without prior written agreement.





Key

Putlog Holes  
(21)

Rises

NOTE  
This drawing must not be reissued, loaned or copied without the written consent of NPS Property Consultants Ltd. (the originator).  
All errors, omissions, discrepancies should be reported to the originator immediately.  
All dimensions to be checked before site fabrication by the contractor, his sub-contractor or supplier.  
Do not scale plans - use figure or grid dimensions where given.  
Any deviation from the drawing to be reported to the originator immediately.

Drawing No.: EL10		Rev:
Project Name: Colchester Castle-Elevations		
Drawing Title: Well Area - W. Wall - E. Facing		
Project Number:01-04-13-2-1360		
Client: Colchester Borough Council		
Drawn by:SW	Checked by:	
Date: April 2014	Scale: 1:50@A3	

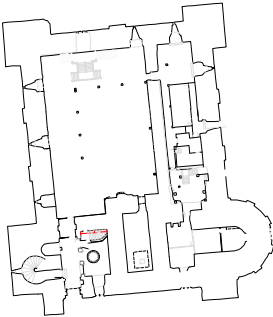
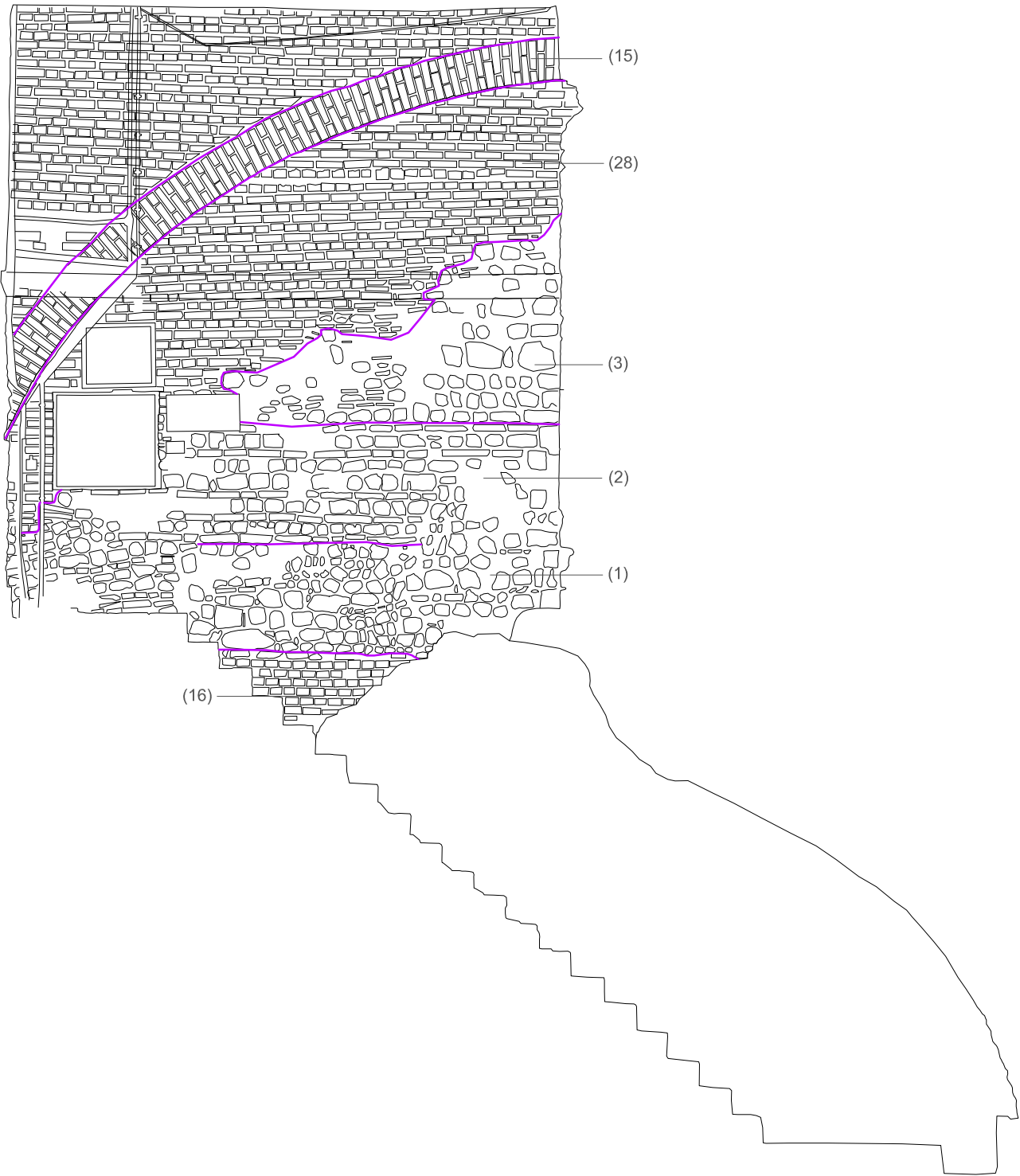


NPS Property Consultants Ltd - Land Survey Team  
Sands House - 55 Mountgale, Norwich, NR1 1PY  
© NPS. This drawing may not be reproduced in any form without prior written agreement.



Key

Rises

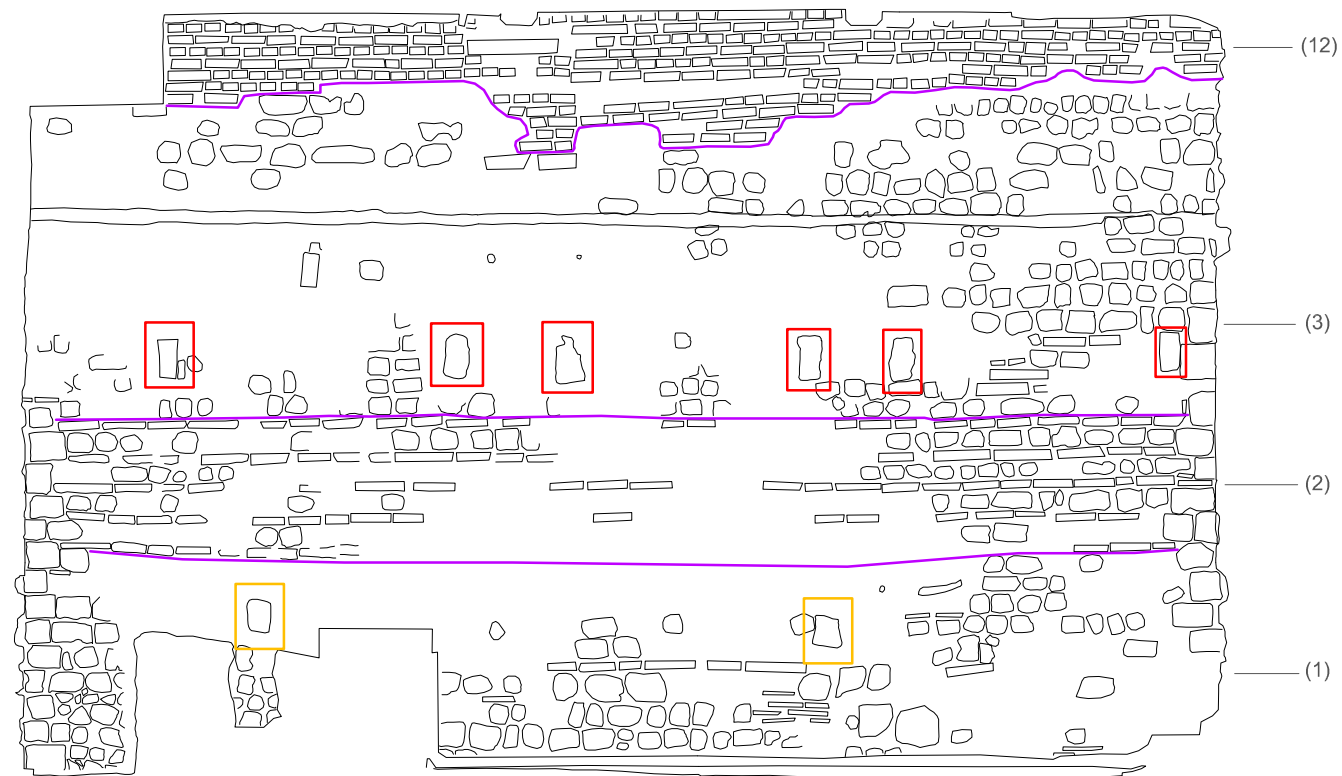
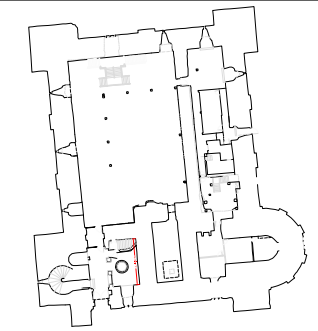


NOTE  
This drawing must not be reissued, loaned or copied without the written consent of NPS Property Consultants Ltd. (the originator).  
All errors, omissions, discrepancies should be reported to the originator immediately.  
All dimensions to be checked before site fabrication by the contractor, his sub-contractor or supplier.  
Do not scale plans - use figure or grid dimensions where given.  
Any deviation from the drawing to be reported to the originator immediately.

Drawing No.: EL011		Rev:
Project Name: Colchester Castle-Elevations		
Drawing Title: Well Area - N. Wall - S. Facing		
Project Number:01-04-13-2-1360		
Client: Colchester Borough Council		
Drawn by: SW	Checked by:	
Date: April 2014	Scale: 1:50@A3	







Key

Putlog Holes  
(218)

Putlog Holes  
(13)

Rises

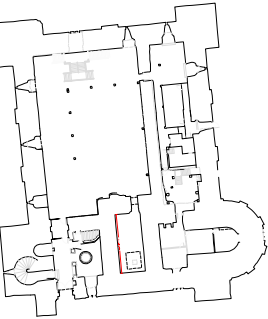
NOTE  
This drawing must not be reissued, loaned or copied without the written consent of NPS Property Consultants Ltd. (the originator).  
All errors, omissions, discrepancies should be reported to the originator immediately.  
All dimensions to be checked before site fabrication by the contractor, his sub-contractor or supplier.  
Do not scale plans - use figure or grid dimensions where given.  
Any deviation from the drawing to be reported to the originator immediately.

Drawing No.: EL012		Rev:
Project Name: Colchester Castle-Elevations		
Drawing Title: Well Area - E. Wall - W. Facing		
Project Number:01-04-13-2-1360		
Client: Colchester Borough Council		
Drawn by:SW	Checked by:	
Date: April 2014	Scale: 1:50@A3	



NPS Property Consultants Ltd - Land Survey Team  
Sands House - 50 Mountingale Road, W11 1PY  
© NPS This drawing may not be reproduced in any form without prior written agreement.





Key

Rises



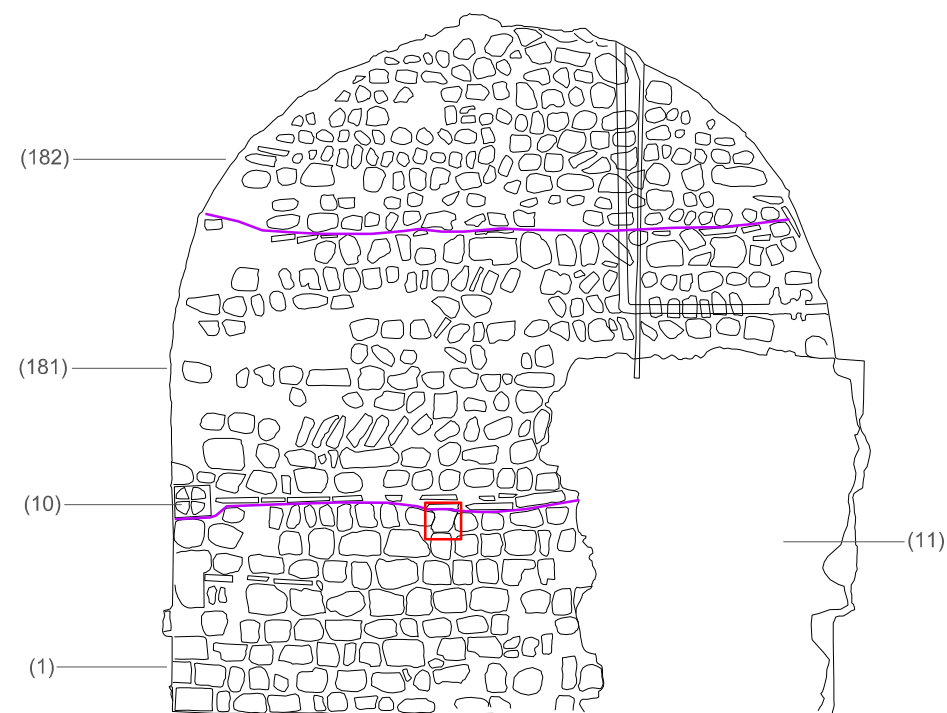
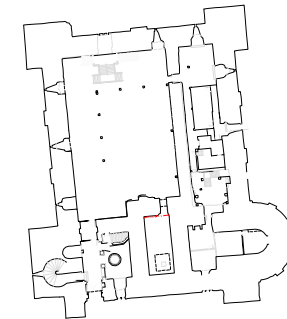
NOTE  
This drawing must not be reissued, loaned or copied without the written consent of NPS Property Consultants Ltd. (the originator).  
All errors, omissions, discrepancies should be reported to the originator immediately.  
All dimensions to be checked before site fabrication by the contractor, his sub-contractor or supplier.  
Do not scale plans - use figure or grid dimensions where given.  
Any deviation from the drawing to be reported to the originator immediately.

Drawing No.: EL013		Rev:
Project Name: Colchester Castle-Elevations		
Drawing Title: BVR - W. Wall - E. Facing		
Project Number:01-04-13-2-1360		
Client: Colchester Borough Council		
Drawn by: SW	Checked by:	
Date: April 2014	Scale: 1:50@A3	

NPS Property Consultants Ltd - Land Survey Team  
Sands House - 80 Mountingale Road, WEL1 1PY

© NPS This drawing may not be reproduced in any form without prior written agreement.





Key

Putlog Holes  
(20)

Rises

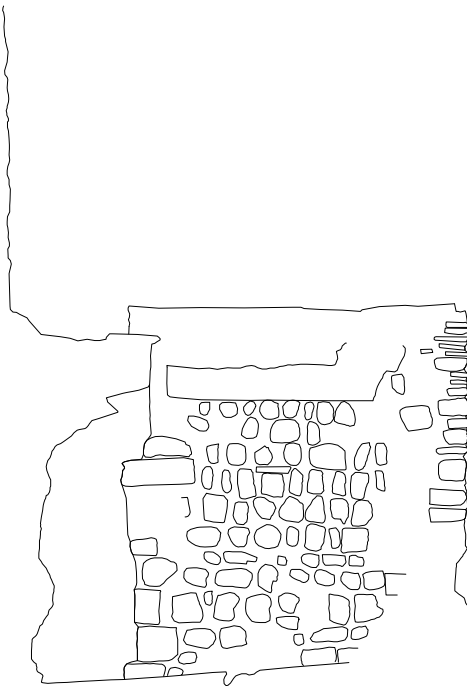
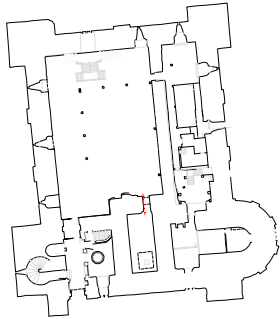


NOTE  
This drawing must not be reissued, loaned or copied without the written consent of NPS Property Consultants Ltd. (the originator).  
All errors, omissions, discrepancies should be reported to the originator immediately.  
All dimensions to be checked before site fabrication by the contractor, his sub-contractor or supplier.  
Do not scale plans - use figure or grid dimensions where given.  
Any deviation from the drawing to be reported to the originator immediately.

Drawing No.: EL014		Rev:
Project Name: Colchester Castle-Elevations		
Drawing Title: BVR - N. Wall - S. Facing		
Project Number:01-04-13-Z-1360		
Client: Colchester Borough Council		
Drawn by: SW	Checked by:	
Date: April 2014	Scale: 1:50@A3	



NPS Property Consultants Ltd - Land Survey Team  
Sands House - 55 Mountingale Road, W11 1PY  
© NPS This drawing may not be reproduced in any form without prior written agreement.



NOTE  
This drawing must not be reissued, loaned or copied without the written consent of NPS Property Consultants Ltd. (the originator).  
All errors, omissions, discrepancies should be reported to the originator immediately.  
All dimensions to be checked before site fabrication by the contractor, his sub-contractor or supplier.  
Do not scale plans - use figure or grid dimensions where given.  
Any deviation from the drawing to be reported to the originator immediately.

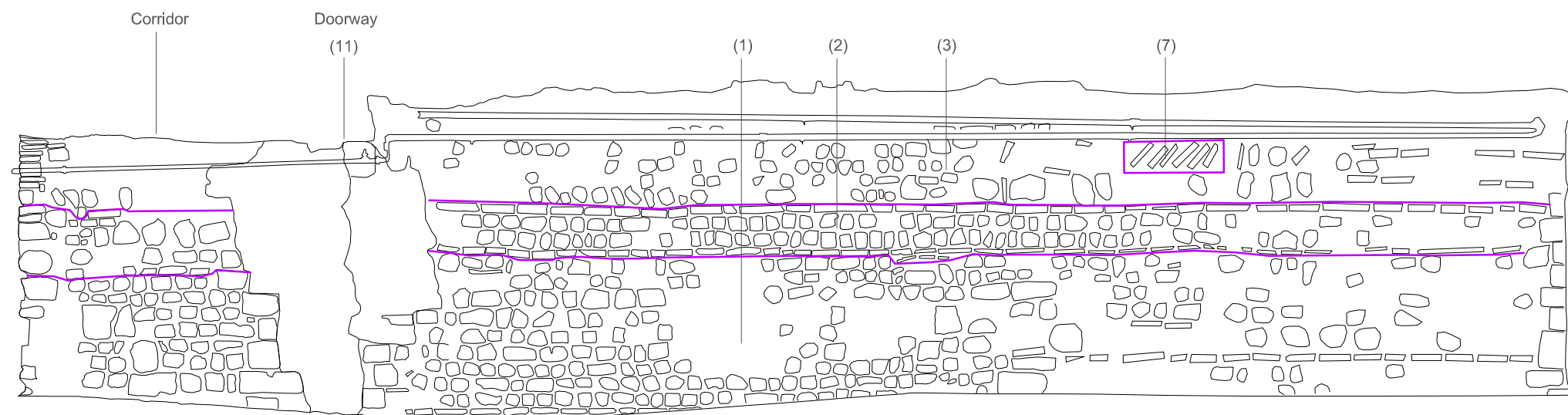
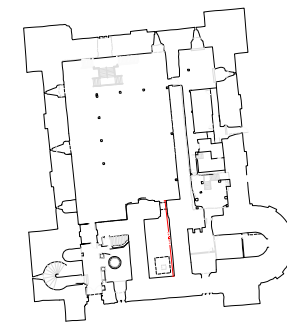
Drawing No.: EL015		Rev:
Project Name: Colchester Castle-Elevations		
Drawing Title: BVR - W. Wall - E. Facing		
Project Number:01-04-13-Z-1360		
Client: Colchester Borough Council		
Drawn by: SW	Checked by:	
Date: April 2014	Scale: 1:50@A3	



NPS Property Consultants Ltd - Land Survey Team  
Sands House - 55 Mountgale, Norwich, NR1 1PY  
© NPS This drawing may not be reproduced in any form without prior written agreement.







Key

Rises

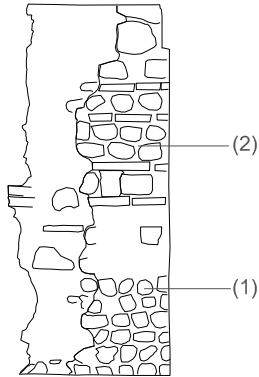
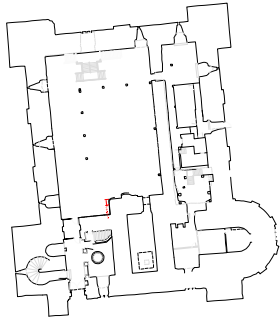


NOTE  
This drawing must not be reissued, loaned or copied without the written consent of NPS Property Consultants Ltd. (the originator).  
All errors, omissions, discrepancies should be reported to the originator immediately.  
All dimensions to be checked before site fabrication by the contractor, his sub-contractor or supplier.  
Do not scale plans - use figure or grid dimensions where given.  
Any deviation from the drawing to be reported to the originator immediately.

Drawing No.:	EL016	Rev:	
Project Name: Colchester Castle-Elevations			
Drawing Title: BVR - E. Wall - W. Facing			
Project Number:01-04-13-Z-1360			
Client: Colchester Borough Council			
Drawn by:SW	Checked by:		
Date: April 2014	Scale: 1:50@A3		



NPS Property Consultants Ltd - Land Survey Team  
Sands House - 55 Mountingale Mews, W11 1PY  
© NPS This drawing may not be reproduced in any form without prior written agreement.



NOTE  
This drawing must not be reissued, loaned or copied without the written consent of NPS Property Consultants Ltd. (the originator).  
All errors, omissions, discrepancies should be reported to the originator immediately.  
All dimensions to be checked before site fabrication by the contractor, his sub-contractor or supplier.  
Do not scale plans - use figure or grid dimensions where given.  
Any deviation from the drawing to be reported to the originator immediately.

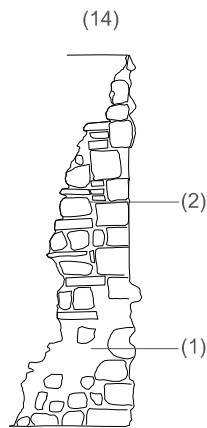
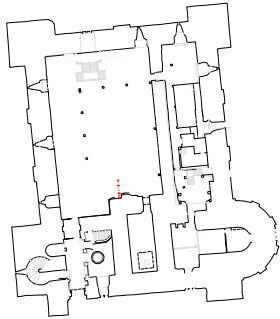
Drawing No.: EL017		Rev:
Project Name: Colchester Castle-Elevations		
Drawing Title: GFG - S. Wall - W. Facing		
Project Number:01-04-13-Z-1360		
Client: Colchester Borough Council		
Drawn by: SW	Checked by:	
Date: April 2014	Scale: 1:50@A3	



NPS Property Consultants Ltd - Land Survey Team  
Sands House - 35 Mountgale, Norwich, NR1 1PY  
© NPS This drawing may not be reproduced in any form without prior written agreement.








Stub of former spine wall

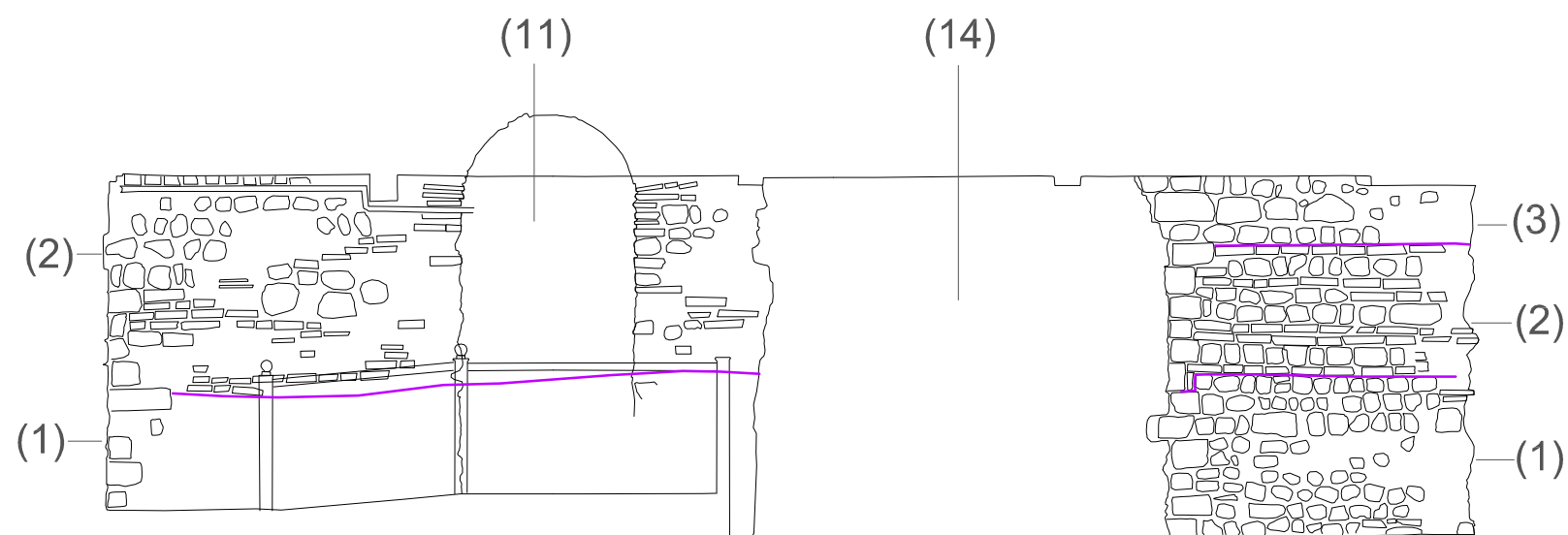
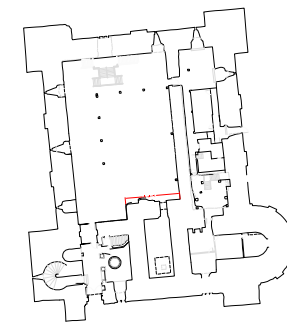
NOTE  
This drawing must not be reissued, loaned or copied without the written consent of NPS Property Consultants Ltd. (the originator).  
All errors, omissions, discrepancies should be reported to the originator immediately.  
All dimensions to be checked before site fabrication by the contractor, his sub-contractor or supplier.  
Do not scale plans - use figure or grid dimensions where given.  
Any deviation from the drawing to be reported to the originator immediately.

Drawing No.: EL018		Rev:
Project Name: Colchester Castle-Elevations		
Drawing Title: GFG - S. Wall - W. Facing		
Project Number:01-04-13-Z-1360		
Client: Colchester Borough Council		
Drawn by: SW	Checked by:	
Date: April 2014	Scale: 1:50@A3	



NPS Property Consultants Ltd - Land Survey Team  
Sands House - 55 Mountgale, Norwich, NR1 1PY  
© NPS. This drawing may not be reproduced in any form without prior written agreement.





Key

Rises



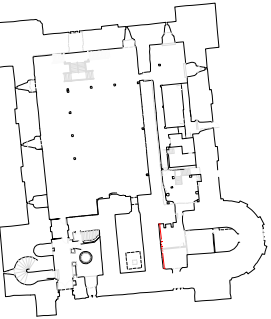
NOTE  
This drawing must not be reissued, loaned or copied without the written consent of NPS Property Consultants Ltd. (the originator).  
All errors, omissions, discrepancies should be reported to the originator immediately.  
All dimensions to be checked before site fabrication by the contractor, his sub-contractor or supplier.  
Do not scale plans - use figure or grid dimensions where given.  
Any deviation from the drawing to be reported to the originator immediately.

Drawing No.: EL019		Rev:
Project Name: Colchester Castle-Elevations		
Drawing Title: GFG - S. Wall - N. Facing		
Project Number:01-04-13-Z-1360		
Client: Colchester Borough Council		
Drawn by:SW	Checked by:	
Date: April 2014	Scale: 1:50@A3	



NPS Property Consultants Ltd - Land Survey Team  
Sands House - 50 Mountingale Road, W11 1PY  
© NPS This drawing may not be reproduced in any form without prior written agreement.





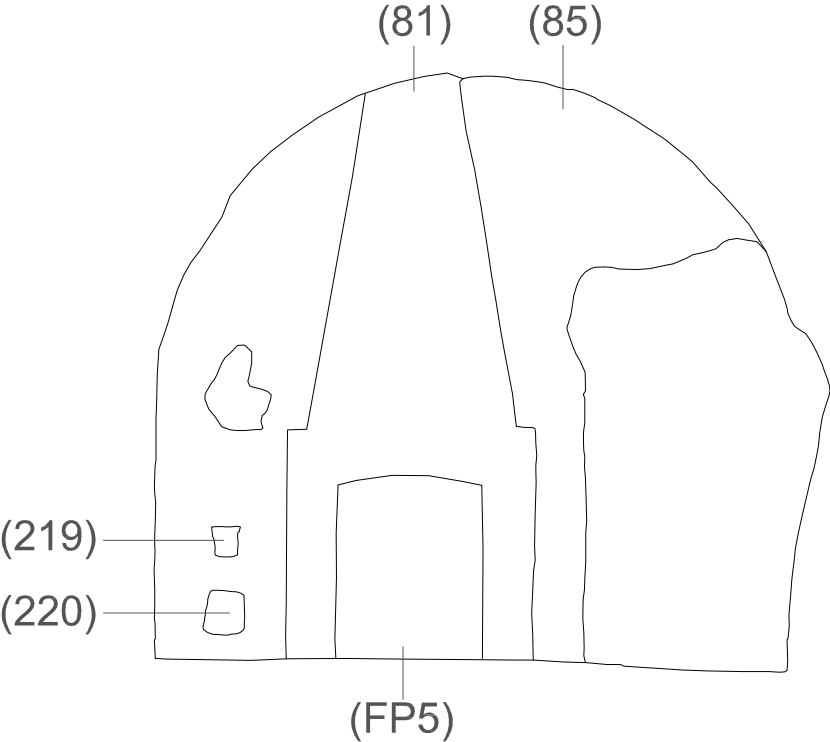
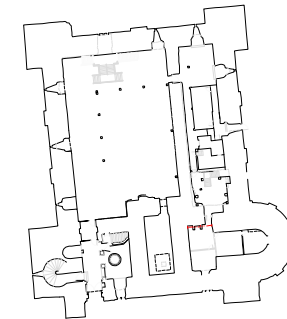
NOTE  
This drawing must not be reissued, loaned or copied without the written consent of NPS Property Consultants Ltd. (the originator).  
All errors, omissions, discrepancies should be reported to the originator immediately.  
All dimensions to be checked before site fabrication by the contractor, his sub-contractor or supplier.  
Do not scale plans - use figure or grid dimensions where given.  
Any deviation from the drawing to be reported to the originator immediately.

Drawing No.: EL020		Rev:
Project Name: Colchester Castle-Elevations		
Drawing Title: Prisons - W. Wall - E. Facing		
Project Number:01-04-13-Z-1360		
Client: Colchester Borough Council		
Drawn by:SW	Checked by:	
Date: April 2014	Scale: 1:50@A3	




NPS Property Consultants Ltd - Land Survey Team  
Sands House - 55 Mountingale Road, W11 1PY  
© NPS This drawing may not be reproduced in any form without prior written agreement.






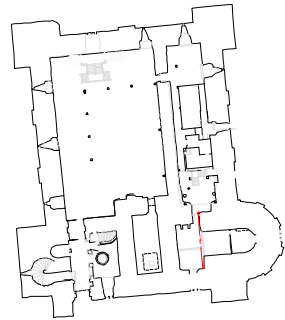
NOTE  
This drawing must not be reissued, loaned or copied without the written consent of NPS Property Consultants Ltd. (the originator).  
All errors, omissions, discrepancies should be reported to the originator immediately.  
All dimensions to be checked before site fabrication by the contractor, his sub-contractor or supplier.  
Do not scale plans - use figure or grid dimensions where given.  
Any deviation from the drawing to be reported to the originator immediately.

Drawing No.: EL021		Rev:
Project Name: Colchester Castle-Elevations		
Drawing Title: Prisons - N. Wall - S. Facing		
Project Number:01-04-13-2-1360		
Client: Colchester Borough Council		
Drawn by:SW		Checked by:
Date: April 2014		Scale: 1:50@A3



NPS Property Consultants Ltd - Land Survey Team  
Sands House - 55 Mountgale, Norwich, NR1 1PY  
© NPS. This drawing may not be reproduced in any form without prior written agreement.





NOTE  
This drawing must not be reissued, loaned or copied without the written consent of NPS Property Consultants Ltd. (the originator).  
All errors, omissions, discrepancies should be reported to the originator immediately.  
All dimensions to be checked before site fabrication by the contractor, his sub-contractor or supplier.  
Do not scale plans - use figure or grid dimensions where given.  
Any deviation from the drawing to be reported to the originator immediately.


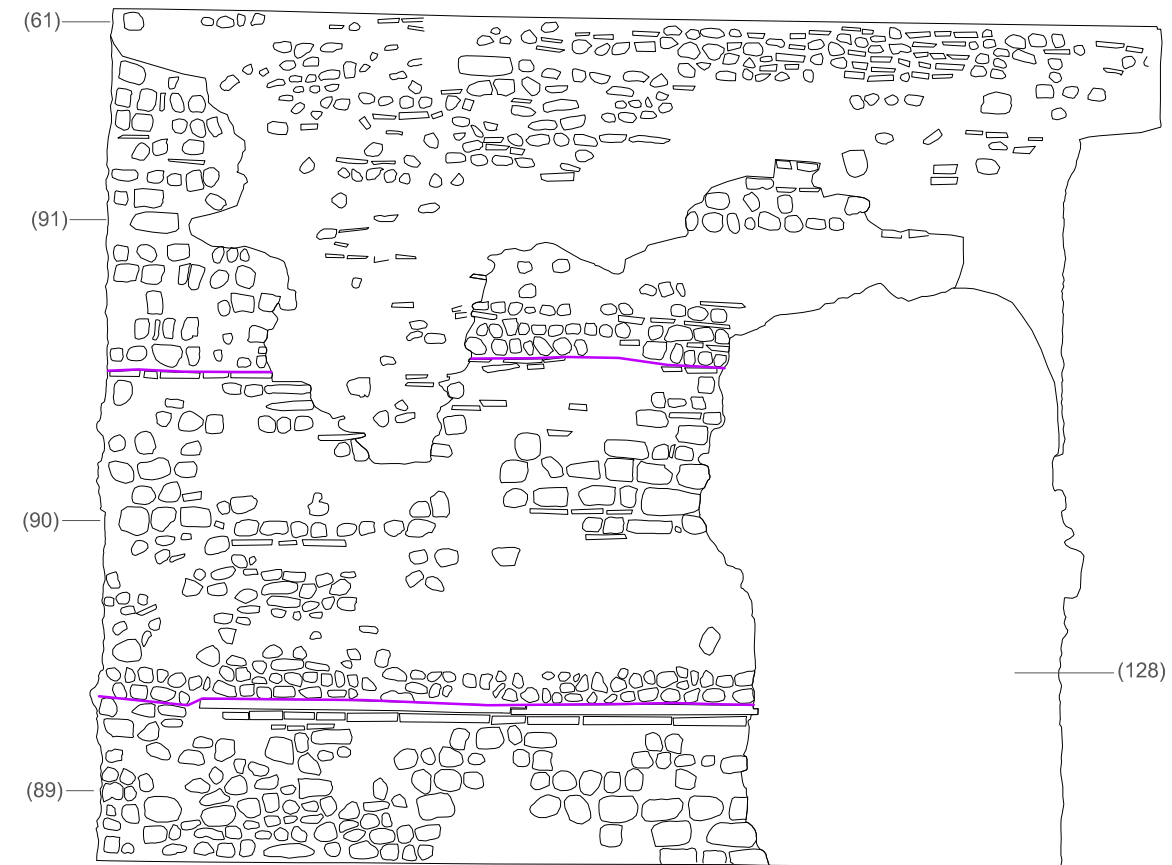
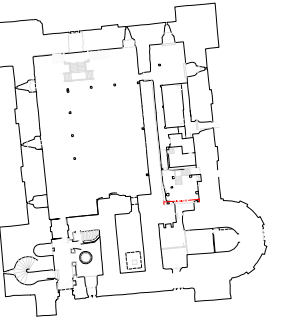
Drawing No.:	EL022	Rev:	
Project Name:	Colchester Castle-Elevations		
Drawing Title:	Prisons - E. Wall - W. Facing		
Project Number:	01-04-13-2-1360		
Client:	Colchester Borough Council		
Drawn by:	SW	Checked by:	
Date:	April 2014	Scale:	1:50@A3



NPS Property Consultants Ltd - Land Survey Team  
Grounds House - 65 Mountingale, Norwich, NR1 5PY  
© NPS. This drawing may not be reproduced in any form without prior written agreement.







Key



Rises


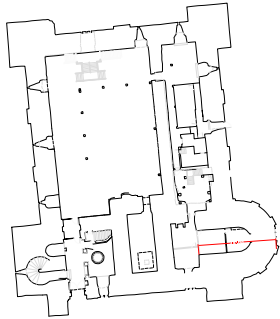


NOTE  
This drawing must not be reissued, loaned or copied without the written consent of NPS Property Consultants Ltd. (the originator).  
All errors, omissions, discrepancies should be reported to the originator immediately.  
All dimensions to be checked before site fabrication by the contractor, his sub-contractor or supplier.  
Do not scale plans - use figure or grid dimensions where given.  
Any deviation from the drawing to be reported to the originator immediately.

Drawing No.: EL023	Rev:
Project Name: Colchester Castle-Elevations	
Drawing Title: Prisons - S. Wall - N. Facing	
Project Number: 01-04-13-2-1360	
Client: Colchester Borough Council	
Drawn by: SW	Checked by:
Date: April 2014	Scale: 1:50@A3



NPS Property Consultants Ltd - Land Survey Team  
Surrey House - 10 Mountbatten Road, Woking, Surrey, GU24 0PU  
© NPS This drawing may not be reproduced in any form without prior written agreement.




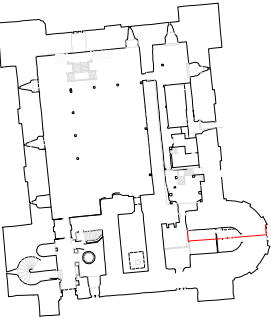
NOTE  
This drawing must not be reissued, loaned or copied without the written consent of NPS Property Consultants Ltd. (the originator).  
All errors, omissions, discrepancies should be reported to the originator immediately.  
All dimensions to be checked before site fabrication by the contractor, his sub-contractor or supplier.  
Do not scale plans - use figure or grid dimensions where given.  
Any deviation from the drawing to be reported to the originator immediately.

Drawing No.: EL024		Rev:
Project Name: Colchester Castle-Elevations		
Drawing Title: Prisons - S. Wall - N. Facing		
Project Number:01-04-13-2-1360		
Client: Colchester Borough Council		
Drawn by: SW	Checked by:	
Date: April 2014	Scale: 1:50@A3	



NPS Property Consultants Ltd - Land Survey Team  
Sands House - 55 Mountgale, Norwich, NR1 1PY  
© NPS This drawing may not be reproduced in any form without prior written agreement.





NOTE  
This drawing must not be reissued, loaned or copied without the written consent of NPS Property Consultants Ltd. (the originator).  
All errors, omissions, discrepancies should be reported to the originator immediately.  
All dimensions to be checked before site fabrication by the contractor, his sub-contractor or supplier.  
Do not scale plans - use figure or grid dimensions where given.  
Any deviation from the drawing to be reported to the originator immediately.

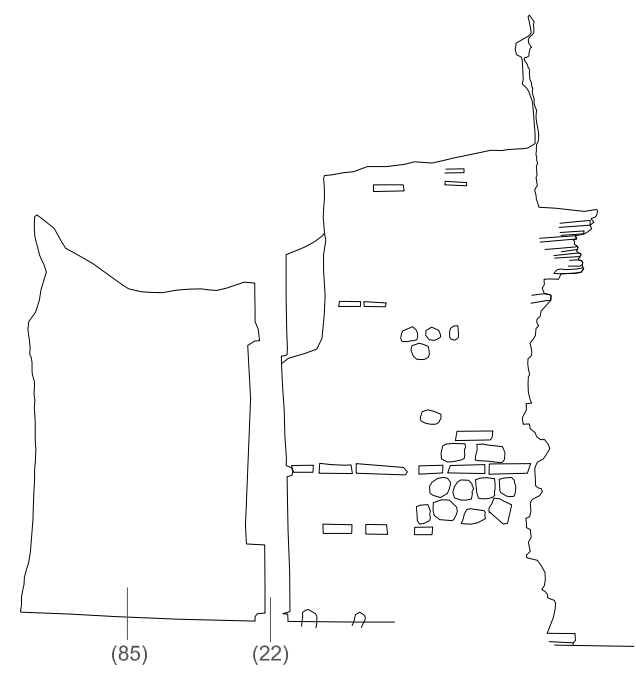
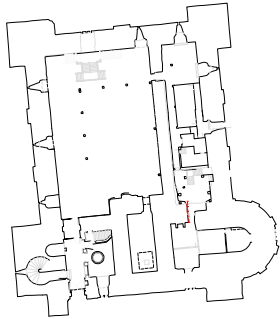
Drawing No.: EL025		Rev:
Project Name: Colchester Castle-Elevations		
Drawing Title: Prisons - N. Wall - S. Facing		
Project Number:01-04-13-2-1360		
Client: Colchester Borough Council		
Drawn by: SW	Checked by:	
Date: April 2014	Scale: 1:50@A3	



NPS Property Consultants Ltd - Land Survey Team  
Sands House - 35 Mountgale, Norwich, NR1 1PY  
© NPS This drawing may not be reproduced in any form without prior written agreement.






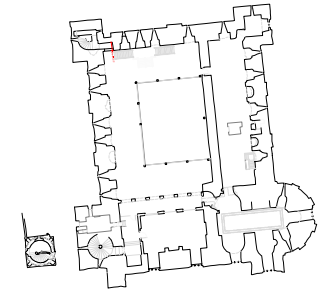


NOTE  
This drawing must not be reissued, loaned or copied without the written consent of NPS Property Consultants Ltd. (the originator).  
All errors, omissions, discrepancies should be reported to the originator immediately.  
All dimensions to be checked before site fabrication by the contractor, his sub-contractor or supplier.  
Do not scale plans - use figure or grid dimensions where given.  
Any deviation from the drawing to be reported to the originator immediately.

Drawing No.: EL026		Rev:
Project Name: Colchester Castle-Elevations		
Drawing Title: Prisons - W. Wall - E. Facing		
Project Number:01-04-13-Z-1360		
Client: Colchester Borough Council		
Drawn by: SW	Checked by:	
Date: April 2014	Scale: 1:50@A3	

NPS Property Consultants Ltd - Land Survey Team  
Sands House - 35 Mountingale, Norwich, NR1 1PY  
© NPS This drawing may not be reproduced in any form without prior written agreement.





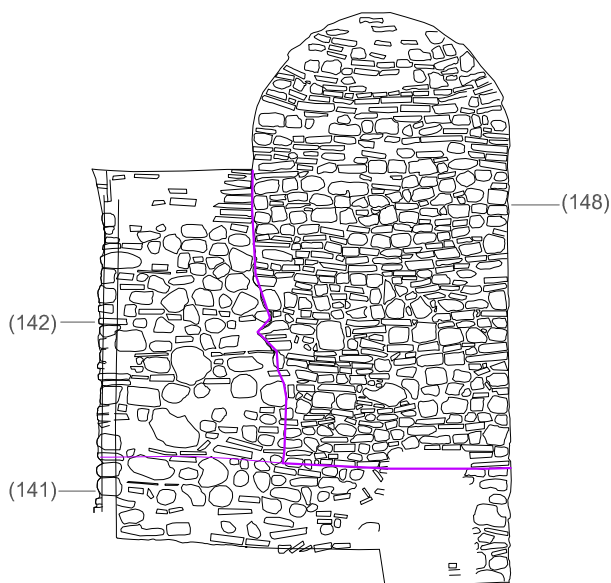
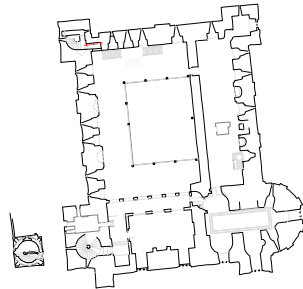
NOTE  
This drawing must not be reissued, loaned or copied without the written consent of NPS Property Consultants Ltd. (the originator).  
All errors, omissions, discrepancies should be reported to the originator immediately.  
All dimensions to be checked before site fabrication by the contractor, his sub-contractor or supplier.  
Do not scale plans - use figure or grid dimensions where given.  
Any deviation from the drawing to be reported to the originator immediately.

Drawing No.: EL027		Rev:
Project Name: Colchester Castle-Elevations		
Drawing Title: SSFF - First Floor - W. Facing		
Project Number:01-04-13-2-1360		
Client: Colchester Borough Council		
Drawn by: SW	Checked by:	
Date: April 2014	Scale: 1:50@A3	



NPS Property Consultants Ltd - Land Survey Team  
Sands House - 55 Mountingale, Norwich, NR1 1PY  
© NPS This drawing may not be reproduced in any form without prior written agreement.





Key

Rises

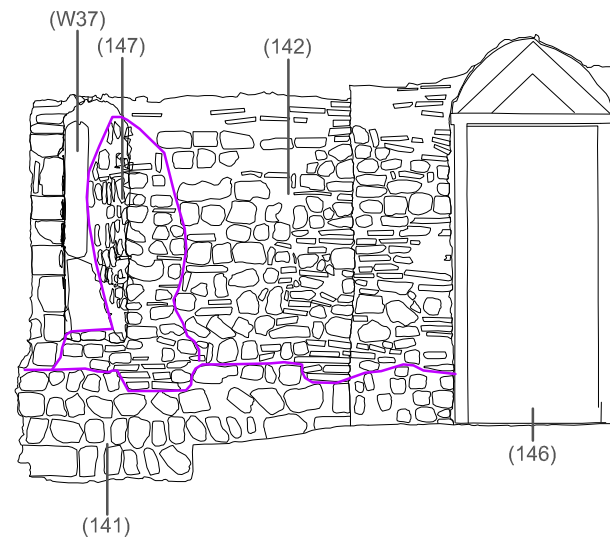
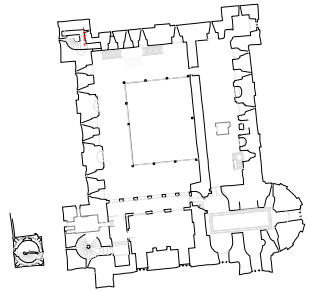


NOTE  
This drawing must not be reissued, loaned or copied without the written consent of NPS Property Consultants Ltd. (the originator).  
All errors, omissions, discrepancies should be reported to the originator immediately.  
All dimensions to be checked before site fabrication by the contractor, his sub-contractor or supplier.  
Do not scale plans - use figure or grid dimensions where given.  
Any deviation from the drawing to be reported to the originator immediately.

Drawing No.: EL028		Rev:
Project Name: Colchester Castle-Elevations		
Drawing Title: SSFF - First Floor - S. Facing		
Project Number:01-04-13-2-1360		
Client: Colchester Borough Council		
Drawn by:SW	Checked by:	
Date: April 2014	Scale: 1:50@A3	







Key

Rises

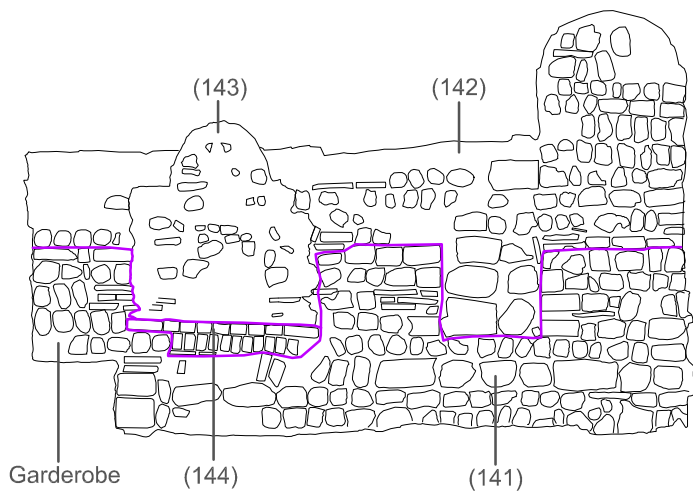
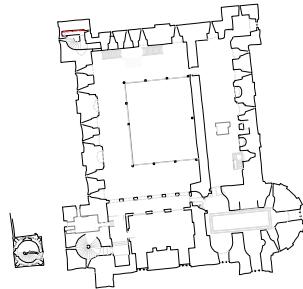


NOTE  
This drawing must not be reissued, loaned or copied without the written consent of NPS Property Consultants Ltd. (the originator).  
All errors, omissions, discrepancies should be reported to the originator immediately.  
All dimensions to be checked before site fabrication by the contractor, his sub-contractor or supplier.  
Do not scale plans - use figure or grid dimensions where given.  
Any deviation from the drawing to be reported to the originator immediately.

Drawing No.:	EL029	Rev:	
Project Name:	Colchester Castle-Elevations		
Drawing Title:	SSFF - First Floor - W. Facing		
Project Number:	01-04-13-2-1360		
Client:	Colchester Borough Council		
Drawn by:	SW	Checked by:	
Date:	April 2014	Scale:	1:50@A3



NPS Property Consultants Ltd - Land Survey Team  
Sands House - 30 Mountgale, Norwich, NR1 1PY  
© NPS This drawing may not be reproduced in any form without prior written agreement.



NOTE  
This drawing must not be reissued, loaned or copied without the written consent of NPS Property Consultants Ltd. (the originator).  
All errors, omissions, discrepancies should be reported to the originator immediately.  
All dimensions to be checked before site fabrication by the contractor, his sub-contractor or supplier.  
Do not scale plans - use figure or grid dimensions where given.  
Any deviation from the drawing to be reported to the originator immediately.

Drawing No.: EL030		Rev:
Project Name: Colchester Castle-Elevations		
Drawing Title: SSFF - First Floor - S. Facing		
Project Number:01-04-13-2-1360		
Client: Colchester Borough Council		
Drawn by: SW	Checked by:	
Date: April 2014	Scale: 1:50@A3	

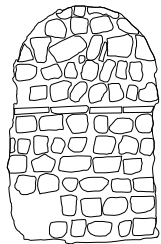
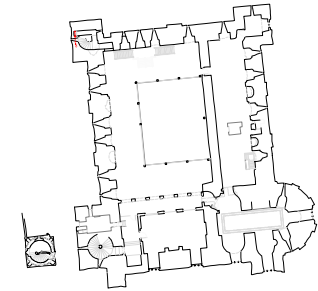


NPS Property Consultants Ltd - Land Survey Team  
Sands House - 55 Mountingale Road, W11 1PY  
© NPS This drawing may not be reproduced in any form without prior written agreement.

Key

Rises





NOTE  
This drawing must not be reissued, loaned or copied without the written consent of NPS Property Consultants Ltd. (the originator).  
All errors, omissions, discrepancies should be reported to the originator immediately.  
All dimensions to be checked before site fabrication by the contractor, his sub-contractor or supplier.  
Do not scale plans - use figure or grid dimensions where given.  
Any deviation from the drawing to be reported to the originator immediately.

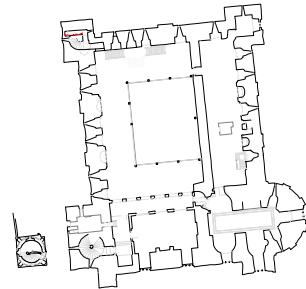

Drawing No.: EL031		Rev:
Project Name: Colchester Castle-Elevations		
Drawing Title: SSFF - First Floor - E. Facing		
Project Number:01-04-13-2-1360		
Client: Colchester Borough Council		
Drawn by: SW	Checked by:	
Date: April 2014	Scale: 1:50@A3	



NPS Property Consultants Ltd - Land Survey Team  
Sands House - 55 Mountgale, Norwich, NR1 1PY  
© NPS This drawing may not be reproduced in any form without prior written agreement.








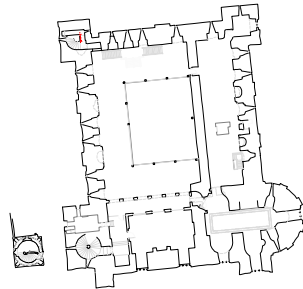
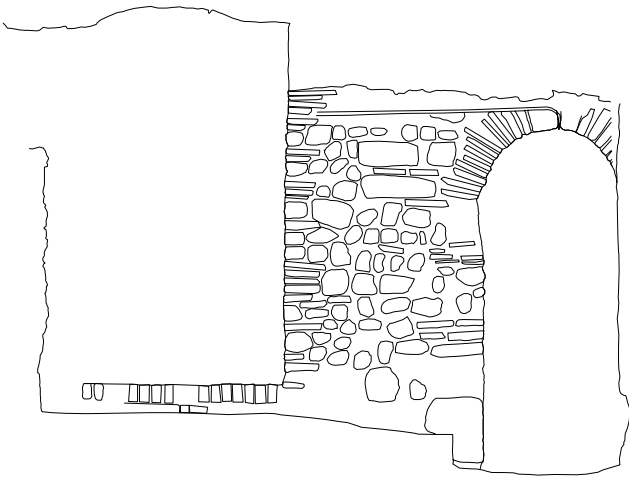
NOTE  
This drawing must not be reissued, loaned or copied without the written consent of NPS Property Consultants Ltd. (the originator).  
All errors, omissions, discrepancies should be reported to the originator immediately.  
All dimensions to be checked before site fabrication by the contractor, his sub-contractor or supplier.  
Do not scale plans - use figure or grid dimensions where given.  
Any deviation from the drawing to be reported to the originator immediately.

Drawing No.: EL032		Rev:
Project Name: Colchester Castle-Elevations		
Drawing Title: SSFF - First Floor - N. Facing		
Project Number:01-04-13-2-1360		
Client: Colchester Borough Council		
Drawn by: SW	Checked by:	
Date: April 2014	Scale: 1:50@A3	



NPS Property Consultants Ltd - Land Survey Team  
Sands House - 35 Mountingale, Norwich, NR1 1PY  
© NPS This drawing may not be reproduced in any form without prior written agreement.





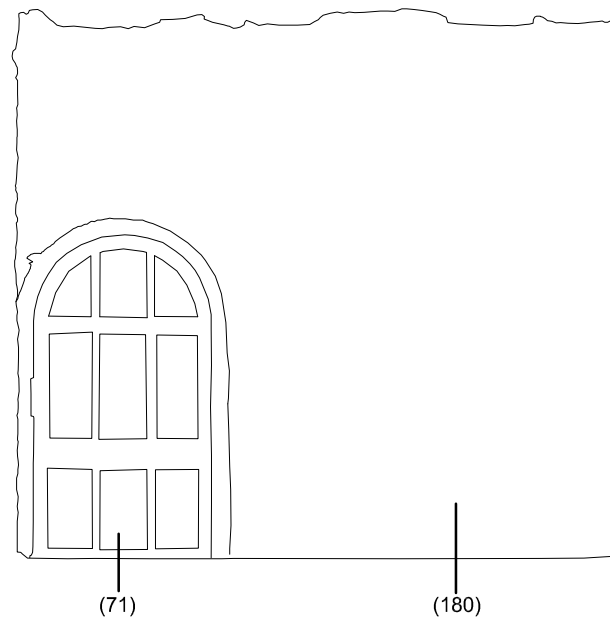
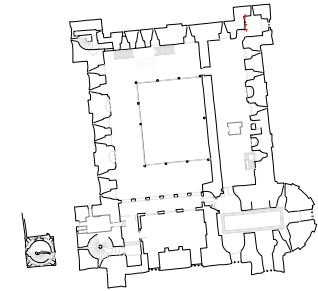
NOTE  
This drawing must not be reissued, loaned or copied without the written consent of NPS Property Consultants Ltd. (the originator).  
All errors, omissions, discrepancies should be reported to the originator immediately.  
All dimensions to be checked before site fabrication by the contractor, his sub-contractor or supplier.  
Do not scale plans - use figure or grid dimensions where given.  
Any deviation from the drawing to be reported to the originator immediately.

Drawing No.: EL033		Rev:
Project Name: Colchester Castle-Elevations		
Drawing Title: SSFF - First Floor - E. Facing		
Project Number:01-04-13-2-1360		
Client: Colchester Borough Council		
Drawn by:SW		Checked by:
Date: April 2014		Scale: 1:50@A3



NPS Property Consultants Ltd - Land Survey Team  
Sands House - 55 Mountgale, Norwich, NR1 1PY  
© NPS This drawing may not be reproduced in any form without prior written agreement.





NOTE  
This drawing must not be reissued, loaned or copied without the written consent of NPS Property Consultants Ltd. (the originator).  
All errors, omissions, discrepancies should be reported to the originator immediately.  
All dimensions to be checked before site fabrication by the contractor, his sub-contractor or supplier.  
Do not scale plans - use figure or grid dimensions where given.  
Any deviation from the drawing to be reported to the originator immediately.

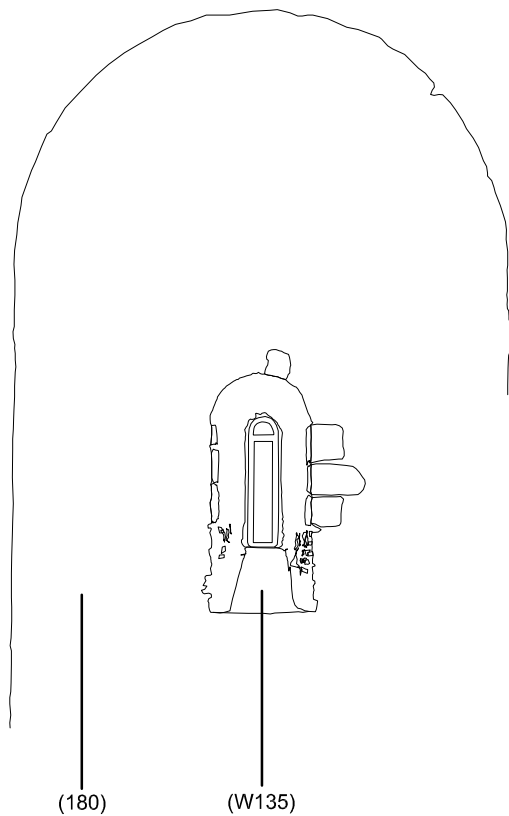
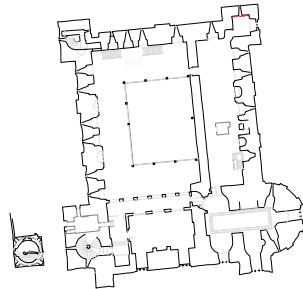
Drawing No.: EL034		Rev:
Project Name: Colchester Castle-Elevations		
Drawing Title: RR - W. Wall - E. Facing		
Project Number:01-04-13-2-1360		
Client: Colchester Borough Council		
Drawn by:SW		Checked by:
Date: April 2014		Scale: 1:50@A3



NPS Property Consultants Ltd - Land Survey Team  
Sands House - 55 Mountgale, Norwich, NR1 1PY  
© NPS This drawing may not be reproduced in any form without prior written agreement.







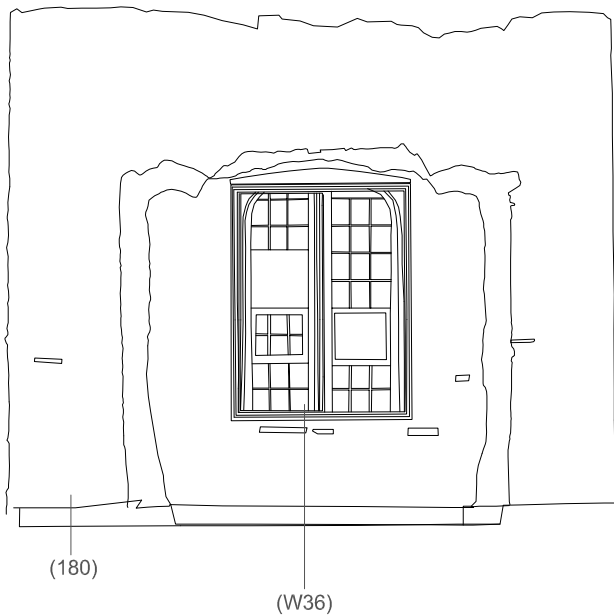
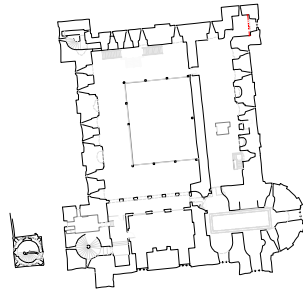
NOTE  
This drawing must not be reissued, loaned or copied without the written consent of NPS Property Consultants Ltd. (the originator).  
All errors, omissions, discrepancies should be reported to the originator immediately.  
All dimensions to be checked before site fabrication by the contractor, his sub-contractor or supplier.  
Do not scale plans - use figure or grid dimensions where given.  
Any deviation from the drawing to be reported to the originator immediately.

Drawing No.: EL035		Rev:
Project Name: Colchester Castle-Elevations		
Drawing Title: RR - N. Wall - S. Facing		
Project Number:01-04-13-2-1360		
Client: Colchester Borough Council		
Drawn by: SW	Checked by:	
Date: April 2014	Scale: 1:50@A3	



NPS Property Consultants Ltd - Land Survey Team  
Sands House - 55 Mountgale, Norwich, NR1 1PY  
© NPS. This drawing may not be reproduced in any form without prior written agreement.





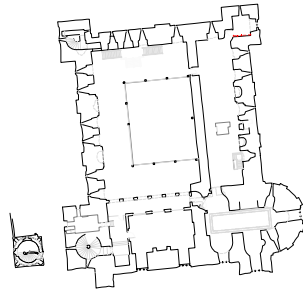

NOTE  
This drawing must not be reissued, loaned or copied without the written consent of NPS Property Consultants Ltd. (the originator).  
All errors, omissions, discrepancies should be reported to the originator immediately.  
All dimensions to be checked before site fabrication by the contractor, his sub-contractor or supplier.  
Do not scale plans - use figure or grid dimensions where given.  
Any deviation from the drawing to be reported to the originator immediately.

Drawing No.: EL036		Rev:
Project Name: Colchester Castle-Elevations		
Drawing Title: RR - E. Wall - W. Facing		
Project Number:01-04-13-2-1360		
Client: Colchester Borough Council		
Drawn by: SW	Checked by:	
Date: April 2014	Scale: 1:50@A3	



NPS Property Consultants Ltd - Land Survey Team  
Sands House - 55 Mountgale, Norwich, NR1 1PY  
© NPS This drawing may not be reproduced in any form without prior written agreement.





NOTE  
This drawing must not be reissued, loaned or copied without the written consent of NPS Property Consultants Ltd. (the originator).  
All errors, omissions, discrepancies should be reported to the originator immediately.  
All dimensions to be checked before site fabrication by the contractor, his sub-contractor or supplier.  
Do not scale plans - use figure or grid dimensions where given.  
Any deviation from the drawing to be reported to the originator immediately.

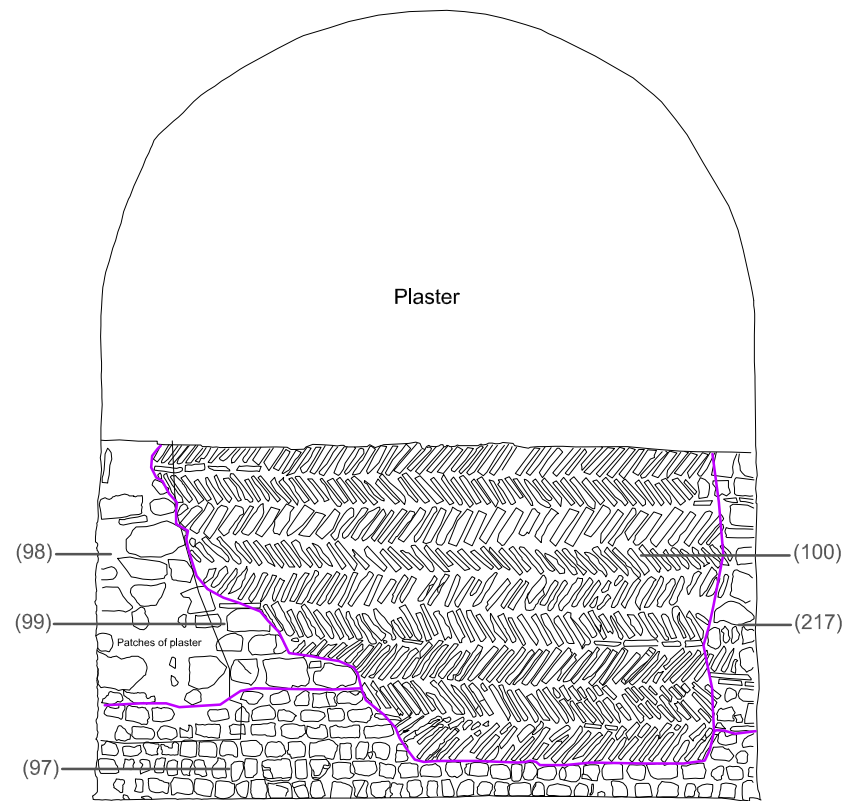
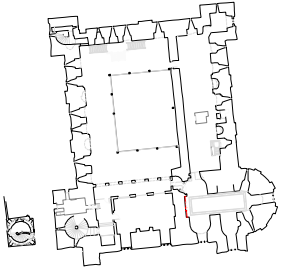
Drawing No.: EL037		Rev:
Project Name: Colchester Castle-Elevations		
Drawing Title: RR - S. Wall - N. Facing		
Project Number:01-04-13-2-1360		
Client: Colchester Borough Council		
Drawn by:SW		Checked by:
Date: April 2014		Scale: 1:50@A3



NPS Property Consultants Ltd - Land Survey Team  
Sands House - 55 Mountgarden, Norwich, NR1 1PY  
© NPS This drawing may not be reproduced in any form without prior written agreement.







Key


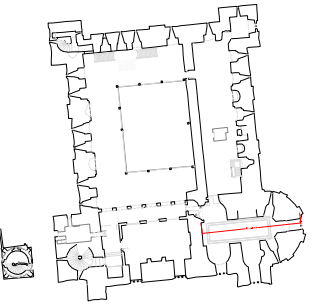
Rises



NOTE  
This drawing must not be reissued, loaned or copied without the written consent of NPS Property Consultants Ltd. (the originator).  
All errors, omissions, discrepancies should be reported to the originator immediately.  
All dimensions to be checked before site fabrication by the contractor, his sub-contractor or supplier.  
Do not scale plans - use figure or grid dimensions where given.  
Any deviation from the drawing to be reported to the originator immediately.

Drawing No.: EL038		Rev:
Project Name: Colchester Castle-Elevations		
Drawing Title: Chapel F1 - W. Wall-E. Facing		
Project Number: 01-04-13-2-1360		
Client: Colchester Borough Council		
Drawn by: SW	Checked by:	
Date: April 2014	Scale: 1:50@A3	





Key



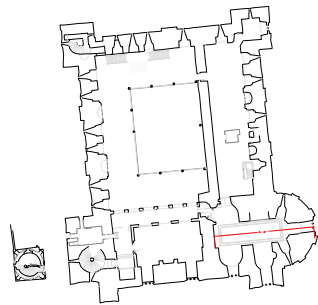

Rises

NOTE  
This drawing must not be reissued, loaned or copied without the written consent of NPS Property Consultants Ltd. (the originator).  
All errors, omissions, discrepancies should be reported to the originator immediately.  
All dimensions to be checked before site fabrication by the contractor, his sub-contractor or supplier.  
Do not scale plans - use figure or grid dimensions where given.  
Any deviation from the drawing to be reported to the originator immediately.

Drawing No.: EL039	Rev:
Project Name: Colchester Castle-Elevations	
Drawing Title: Chapel-F1-N.Wall-S.Facing	
Project Number: 01-04-13-2-1360	
Client: Colchester Borough Council	
Drawn by: SW	Checked by:
Date: April 2014	Scale: Not To Scale




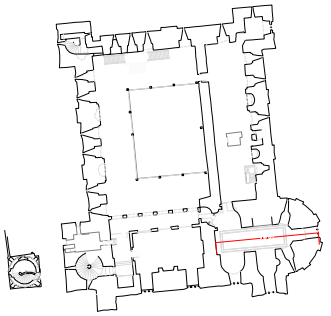
NPS Property Consultants Ltd - Land Survey Team  
Sword House - 50 Mountgarden, Norwich, NR1 1PY  
© NPS This drawing may not be reproduced in any form without prior written agreement.



NOTE  
This drawing must not be reissued, loaned or copied without the written consent of NPS Property Consultants Ltd. (the originator).  
All errors, omissions, discrepancies should be reported to the originator immediately.  
All dimensions to be checked before site fabrication by the contractor, his sub-contractor or supplier.  
Do not scale plans - use figure or grid dimensions where given.  
Any deviation from the drawing to be reported to the originator immediately.

Drawing No.: EL040		Rev:
Project Name: Colchester Castle-Elevations		
Drawing Title: Chapel-F1-S.Wall-N.Facing		
Project Number:01-04-13-2-1360		
Client: Colchester Borough Council		
Drawn by: SW	Checked by:	
Date: April 2014	Scale: Not To Scale	





NOTE  
This drawing must not be reissued, loaned or copied without the written consent of NPS Property Consultants Ltd. (the originator).  
All errors, omissions, discrepancies should be reported to the originator immediately.  
All dimensions to be checked before site fabrication by the contractor, his sub-contractor or supplier.  
Do not scale plans - use figure or grid dimensions where given.  
Any deviation from the drawing to be reported to the originator immediately.

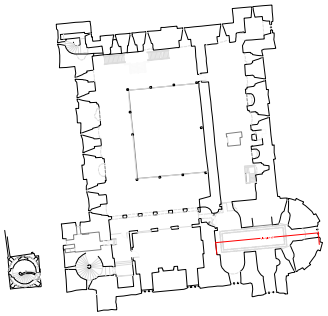

Drawing No.: EL040/1		Rev:
Project Name: Colchester Castle-Elevations		
Drawing Title: Chapel F1-S.Wall-N.Facing		
Project Number: 01-04-13-Z-1360		
Client: Colchester Borough Council		
Drawn by: SW	Checked by:	
Date: April 2014	Scale: 1:50@A3	



NPS Property Consultants Ltd - Land Survey Team  
Sands House - 80 Mountingale, Norwich, NR1 1PY  
© NPS This drawing may not be reproduced in any form without prior written agreement.







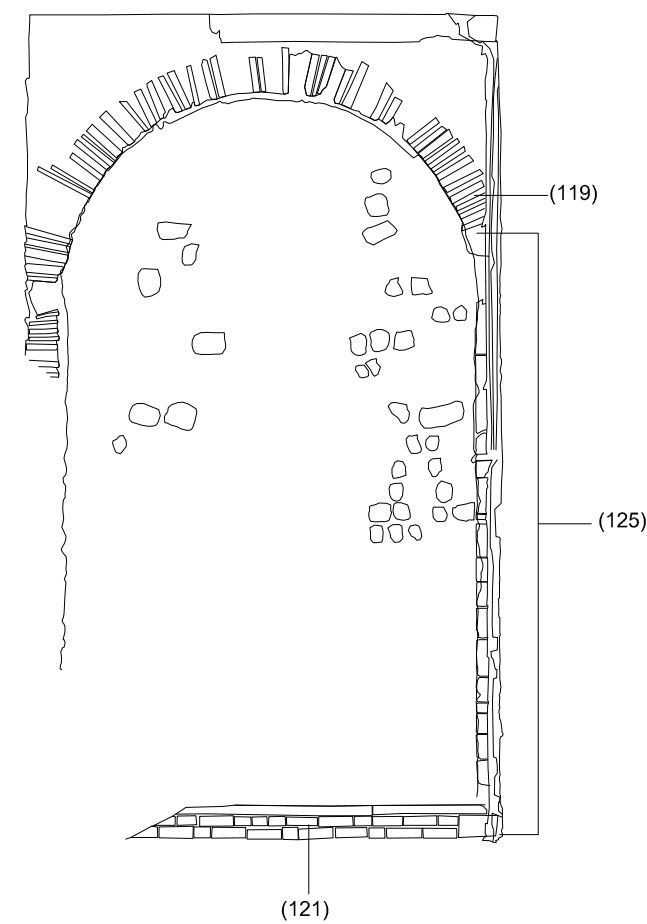
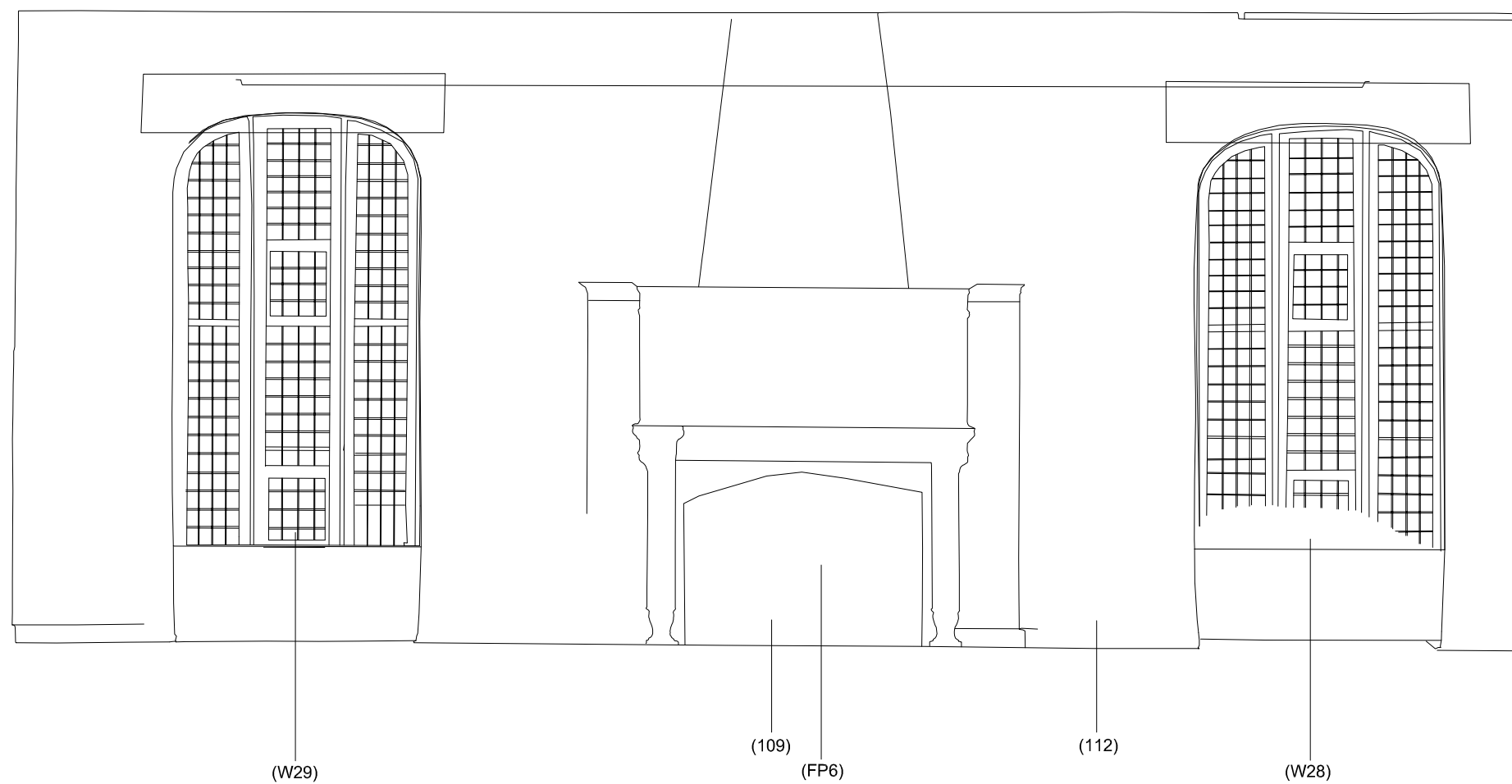
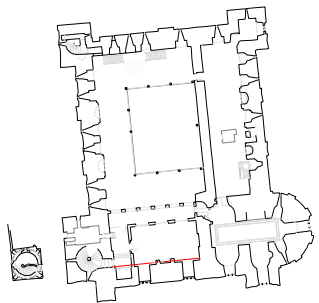
NOTE  
This drawing must not be reissued, loaned or copied without the written consent of NPS Property Consultants Ltd. (the originator).  
All errors, omissions, discrepancies should be reported to the originator immediately.  
All dimensions to be checked before site fabrication by the contractor, his sub-contractor or supplier.  
Do not scale plans - use figure or grid dimensions where given.  
Any deviation from the drawing to be reported to the originator immediately.

Drawing No.: EL040/2		Rev:
Project Name: Colchester Castle-Elevations		
Drawing Title: Chapel-F1-S.Wall-N.Facing		
Project Number:01-04-13-Z-1360		
Client: Colchester Borough Council		
Drawn by: SW	Checked by:	
Date: April 2014	Scale: 1:50@A3	



NPS Property Consultants Ltd - Land Survey Team  
Sands House - 85 Mountgale Road, Weymouth, Dorset, DT9 1PY  
© NPS. This drawing may not be reproduced in any form without prior written agreement.





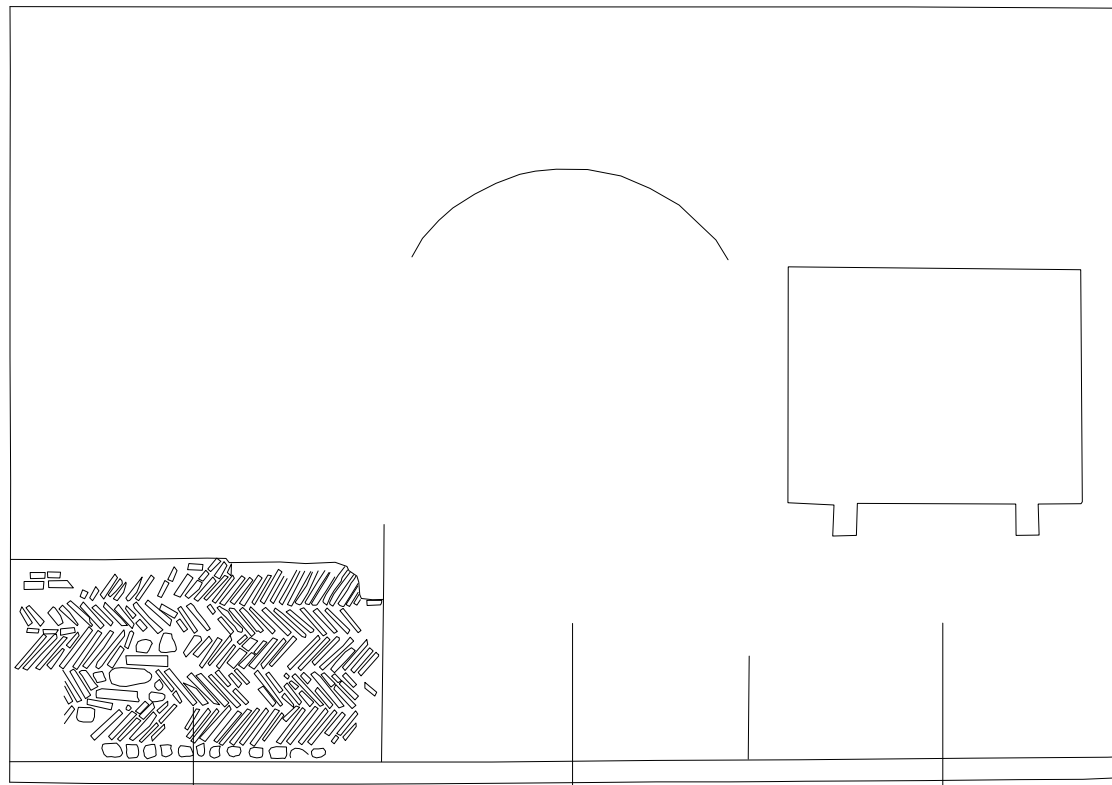
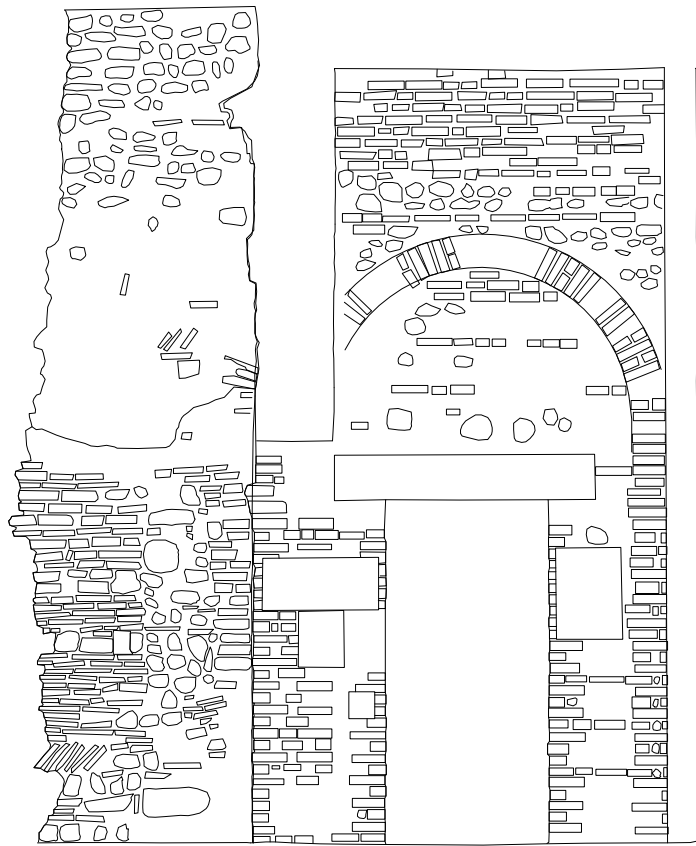
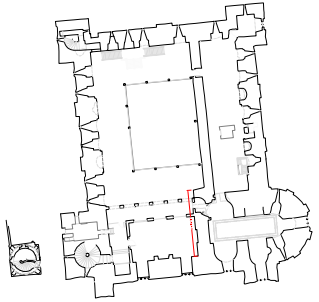
NOTE  
This drawing must not be reissued, loaned or copied without the written consent of NPS Property Consultants Ltd. (the originator).  
All errors, omissions, discrepancies should be reported to the originator immediately.  
All dimensions to be checked before site fabrication by the contractor, his sub-contractor or supplier.  
Do not scale plans - use figure or grid dimensions where given.  
Any deviation from the drawing to be reported to the originator immediately.

Drawing No.:	EL041	Rev:	
Project Name:	Colchester Castle-Elevations		
Drawing Title:	CGR-S.Wall-N.Facing		
Project Number:	01-04-13-Z-1360		
Client:	Colchester Borough Council		
Drawn by:	SW	Checked by:	
Date:	April 2014	Scale:	1:50@A3



NPS Property Consultants Ltd - Land Survey Team  
Sands House - 80 Mountingale Road, W11 1PY  
© NPS This drawing may not be reproduced in any form without prior written agreement.





(108)

(113)

(112)

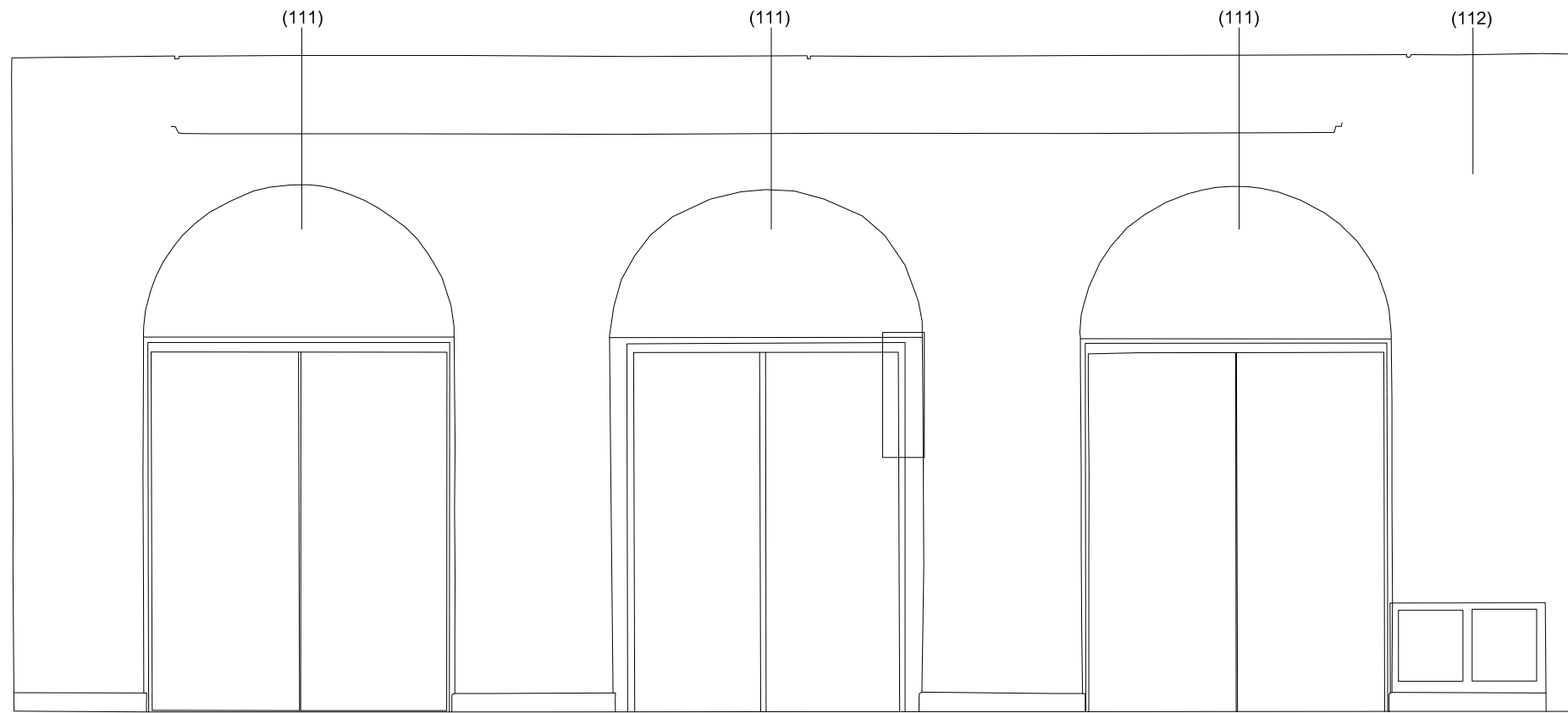
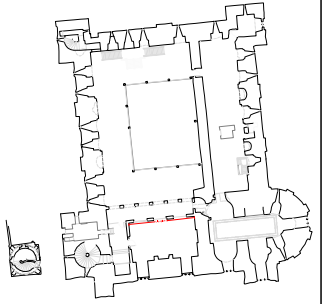


NOTE  
This drawing must not be reissued, loaned or copied without the written consent of NPS Property Consultants Ltd. (the originator).  
All errors, omissions, discrepancies should be reported to the originator immediately.  
All dimensions to be checked before site fabrication by the contractor, his sub-contractor or supplier.  
Do not scale plans - use figure or grid dimensions where given.  
Any deviation from the drawing to be reported to the originator immediately.

Drawing No.: EL042		Rev:
Project Name: Colchester Castle-Elevations		
Drawing Title: CGR-E.Wall-W.Facing		
Project Number:01-04-13-Z-1360		
Client: Colchester Borough Council		
Drawn by: SW	Checked by:	
Date: April 2014	Scale: 1:50@A3	



NPS Property Consultants Ltd - Land Survey Team  
Sands House - 80 Mountgarden, Norwich, NR1 1PY  
© NPS. This drawing may not be reproduced in any form without prior written agreement.



NOTE  
This drawing must not be reissued, loaned or copied without the written consent of NPS Property Consultants Ltd. (the originator).  
All errors, omissions, discrepancies should be reported to the originator immediately.  
All dimensions to be checked before site fabrication by the contractor, his sub-contractor or supplier.  
Do not scale plans - use figure or grid dimensions where given.  
Any deviation from the drawing to be reported to the originator immediately.

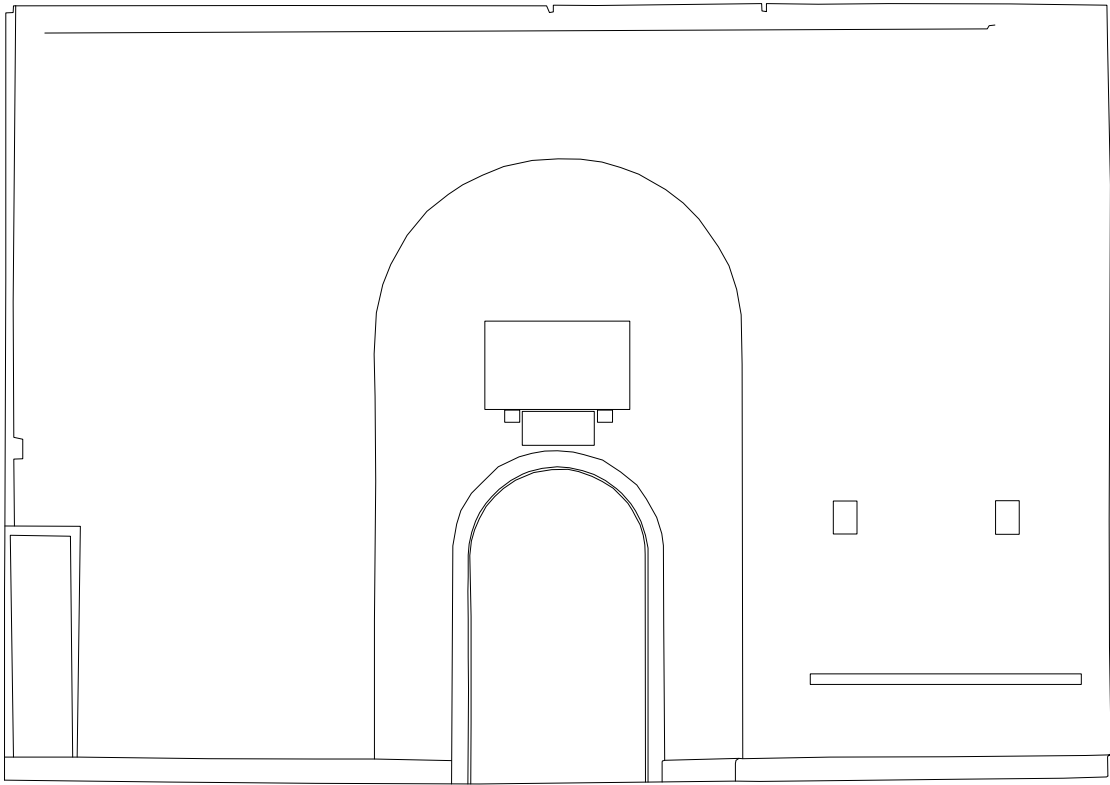
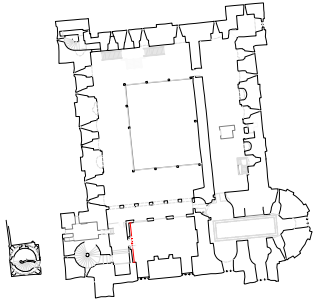
Drawing No.: EL043		Rev:
Project Name: Colchester Castle-Elevations		
Drawing Title: CGR-N.Wall-S.Facing		
Project Number:01-04-13-Z-1360		
Client: Colchester Borough Council		
Drawn by: SW	Checked by:	
Date: April 2014	Scale: 1:50@A3	



NPS Property Consultants Ltd - Land Survey Team  
Sands House - 55 Mountgale, Norwich, NR1 1PY  
© NPS. This drawing may not be reproduced in any form without prior written agreement.







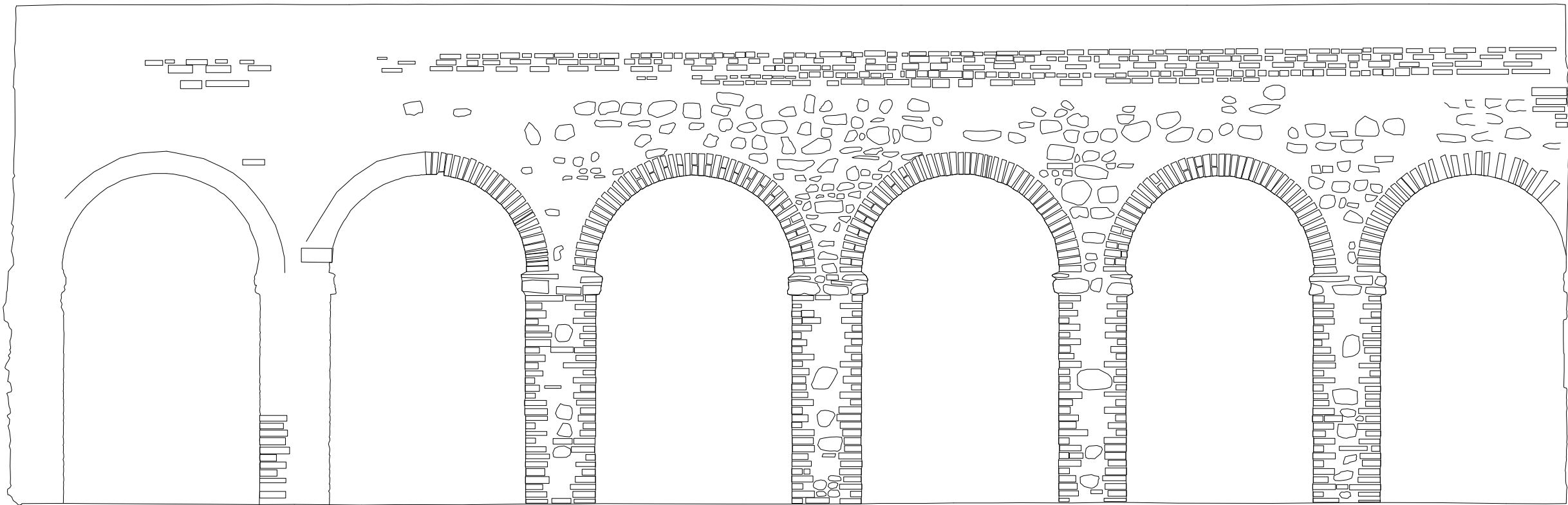
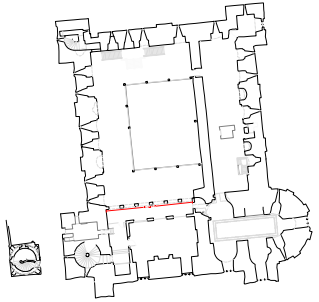
NOTE  
This drawing must not be reissued, loaned or copied without the written consent of NPS Property Consultants Ltd. (the originator).  
All errors, omissions, discrepancies should be reported to the originator immediately.  
All dimensions to be checked before site fabrication by the contractor, his sub-contractor or supplier.  
Do not scale plans - use figure or grid dimensions where given.  
Any deviation from the drawing to be reported to the originator immediately.

Drawing No.: EL044		Rev:
Project Name: Colchester Castle-Elevations		
Drawing Title: CGR-W.Wall-E.Facing		
Project Number:01-04-13-Z-1360		
Client: Colchester Borough Council		
Drawn by: SW	Checked by:	
Date: April 2014	Scale: 1:50@A3	



NPS Property Consultants Ltd - Land Survey Team  
Sands House - 55 Mountgale, Norwich, NR1 1PY  
© NPS This drawing may not be reproduced in any form without prior written agreement.





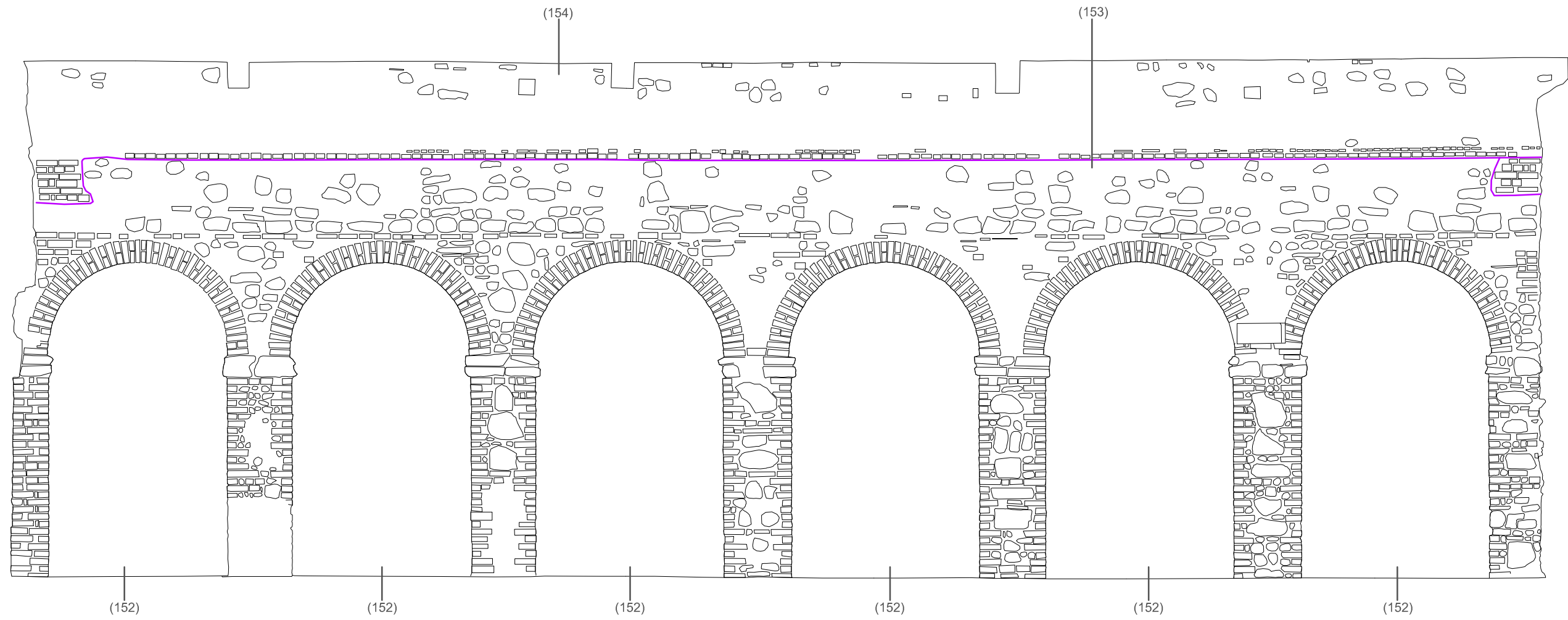
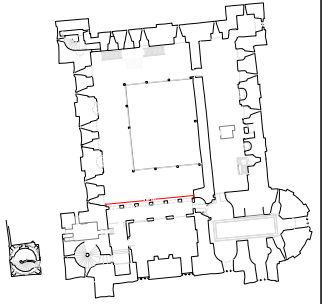
NOTE  
This drawing must not be reissued, loaned or copied without the written consent of NPS Property Consultants Ltd. (the originator).  
All errors, omissions, discrepancies should be reported to the originator immediately.  
All dimensions to be checked before site fabrication by the contractor, his sub-contractor or supplier.  
Do not scale plans - use figure or grid dimensions where given.  
Any deviation from the drawing to be reported to the originator immediately.

Drawing No.: EL045		Rev:
Project Name: Colchester Castle-Elevations		
Drawing Title: FFG-S.Arcade-S.Facing		
Project Number:01-04-13-Z-1360		
Client: Colchester Borough Council		
Drawn by: SW	Checked by:	
Date: April 2014	Scale: 1:50@A3	



NPS Property Consultants Ltd - Land Survey Team  
Sands House - 85 Mountgale, Norwich, NR1 1PY  
© NPS This drawing may not be reproduced in any form without prior written agreement.





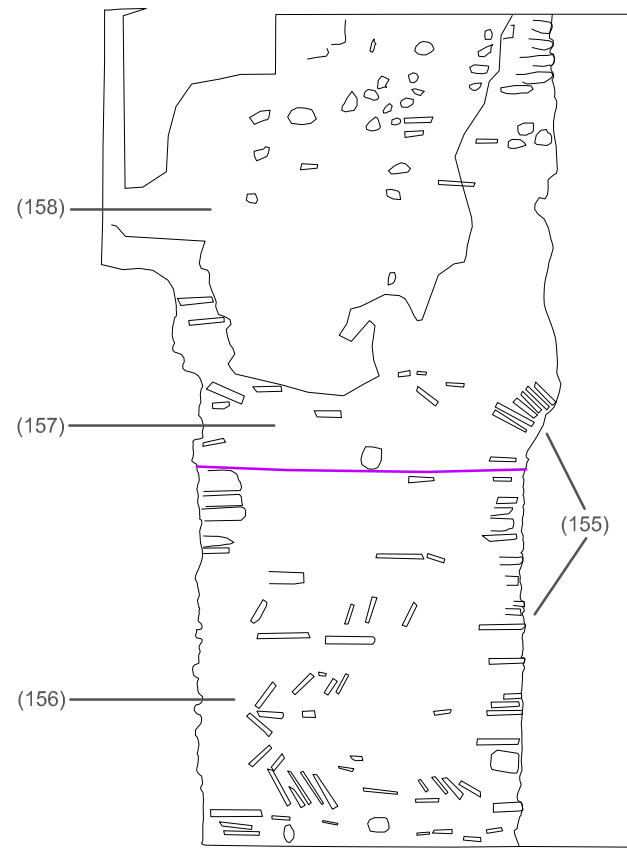
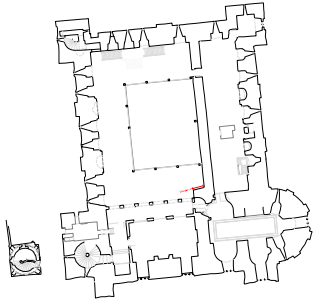
Key

Rises



NOTE  
This drawing must not be reissued, loaned or copied without the written consent of NPS Property Consultants Ltd. (the originator).  
All errors, omissions, discrepancies should be reported to the originator immediately.  
All dimensions to be checked before site fabrication by the contractor, his sub-contractor or supplier.  
Do not scale plans - use figure or grid dimensions where given.  
Any deviation from the drawing to be reported to the originator immediately.

Drawing No.: EL046		Rev:
Project Name: Colchester Castle-Elevations		
Drawing Title: FFG-S.Arcade-N.Facing		
Project Number:01-04-13-2-1360		
Client: Colchester Borough Council		
Drawn by: SW	Checked by:	
Date: April 2014	Scale: 1:50@A3	



Key



Rises



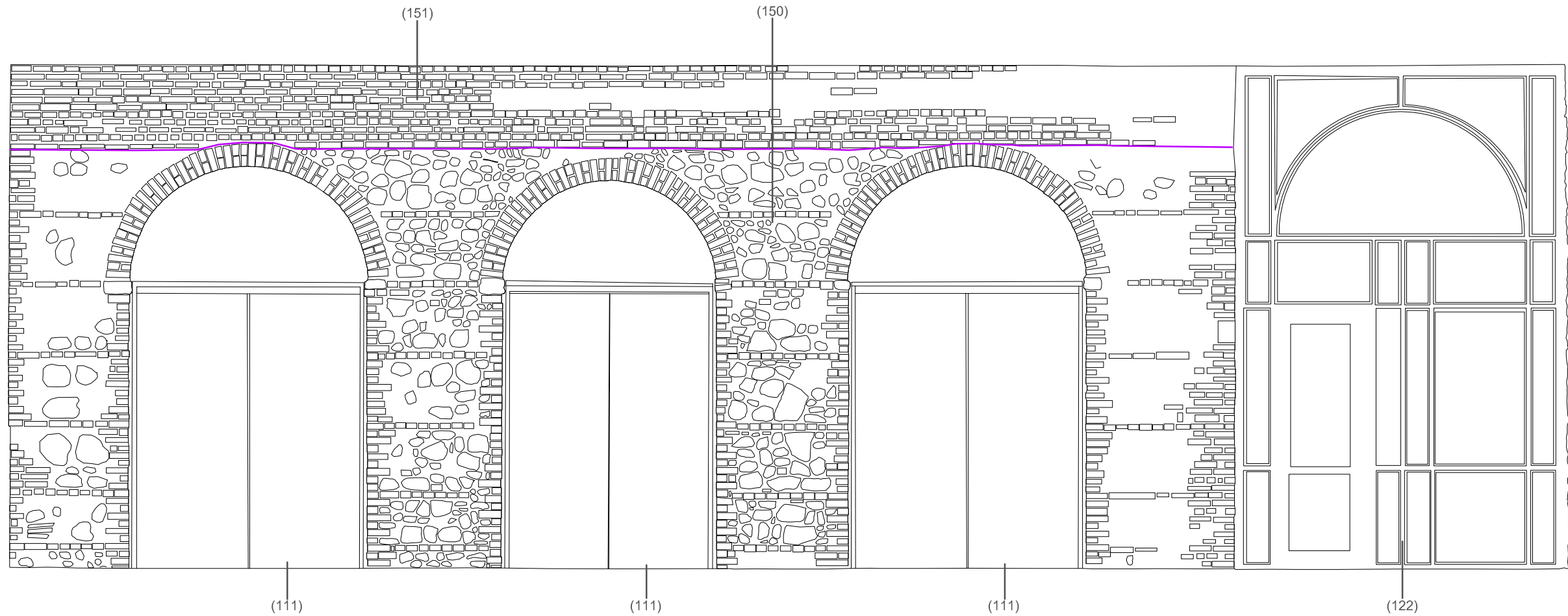
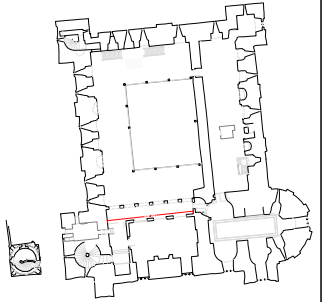
NOTE  
This drawing must not be reissued, loaned or copied without the written consent of NPS Property Consultants Ltd. (the originator).  
All errors, omissions, discrepancies should be reported to the originator immediately.  
All dimensions to be checked before site fabrication by the contractor, his sub-contractor or supplier.  
Do not scale plans - use figure or grid dimensions where given.  
Any deviation from the drawing to be reported to the originator immediately.

Drawing No.: EL047		Rev:
Project Name: Colchester Castle-Elevations		
Drawing Title: FFG-S.Wall-N.Facing		
Project Number:01-04-13-2-1360		
Client: Colchester Borough Council		
Drawn by: SW		Checked by:
Date: April 2014		Scale: 1:50@A3



NPS Property Consultants Ltd - Land Survey Team  
Sands House - 55 Mountgarden, Norwich, NR1 1PY  
© NPS This drawing may not be reproduced in any form without prior written agreement.



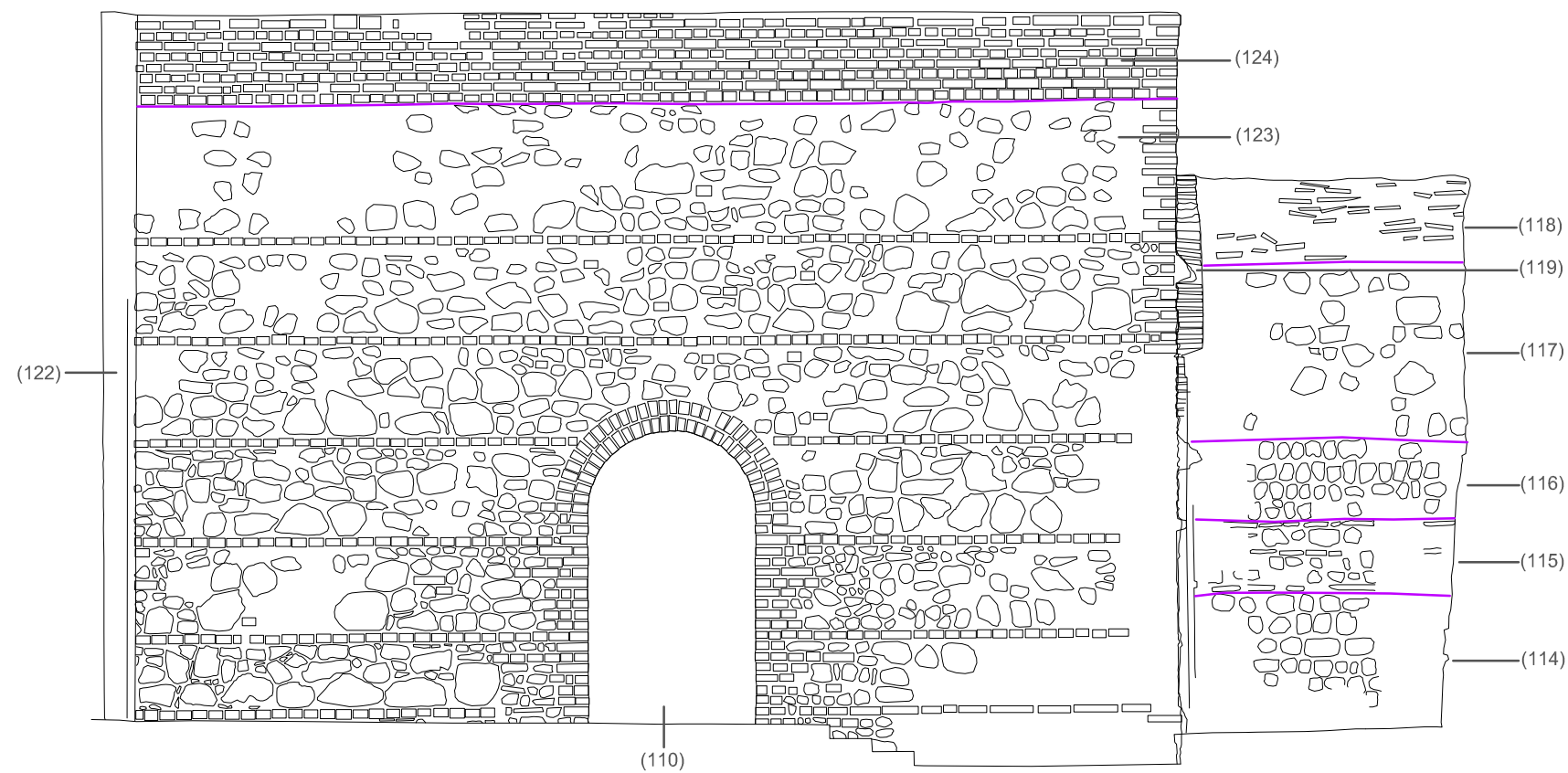
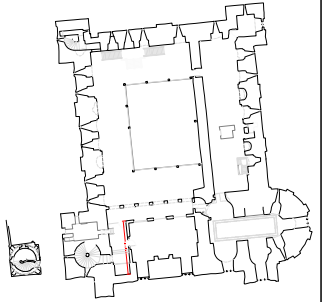


NOTE  
This drawing must not be reissued, loaned or copied without the written consent of NPS Property Consultants Ltd. (the originator).  
All errors, omissions, discrepancies should be reported to the originator immediately.  
All dimensions to be checked before site fabrication by the contractor, his sub-contractor or supplier.  
Do not scale plans - use figure or grid dimensions where given.  
Any deviation from the drawing to be reported to the originator immediately.

Drawing No.: EL048		Rev:
Project Name: Colchester Castle-Elevations		
Drawing Title: CGR-N.Wall-N.Facing		
Project Number:01-04-13-Z-1360		
Client: Colchester Borough Council		
Drawn by: SW	Checked by:	
Date: April 2014	Scale: 1:50@A3	



NPS Property Consultants Ltd - Land Survey Team  
Sands House - 55 Mountingale Road, Weymouth, Dorset, DT4 8PY  
© NPS This drawing may not be reproduced in any form without prior written agreement.



NOTE  
This drawing must not be reissued, loaned or copied without the written consent of NPS Property Consultants Ltd. (the originator).  
All errors, omissions, discrepancies should be reported to the originator immediately.  
All dimensions to be checked before site fabrication by the contractor, his sub-contractor or supplier.  
Do not scale plans - use figure or grid dimensions where given.  
Any deviation from the drawing to be reported to the originator immediately.

Drawing No.: EL049		Rev:
Project Name: Colchester Castle-Elevations		
Drawing Title: CGR-W.Wall-W.Facing		
Project Number:01-04-13-2-1360		
Client: Colchester Borough Council		
Drawn by: SW	Checked by:	
Date: April 2014	Scale: 1:50@A3	

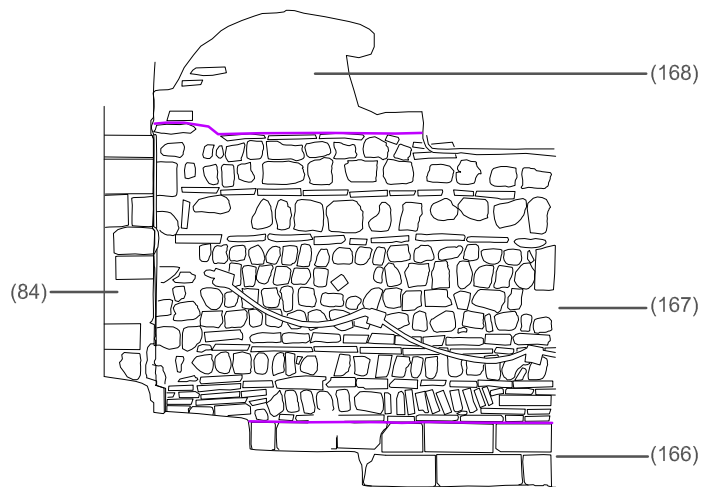
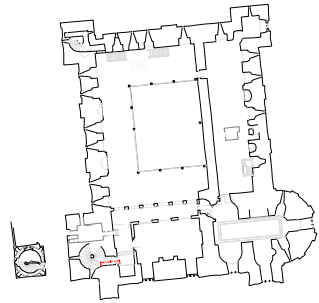


NPS Property Consultants Ltd - Land Survey Team  
Sands House - 50 Mountingale, Nuneaton, Notts, NG1 1PY  
© NPS This drawing may not be reproduced in any form without prior written agreement.

Key

Rises





Key

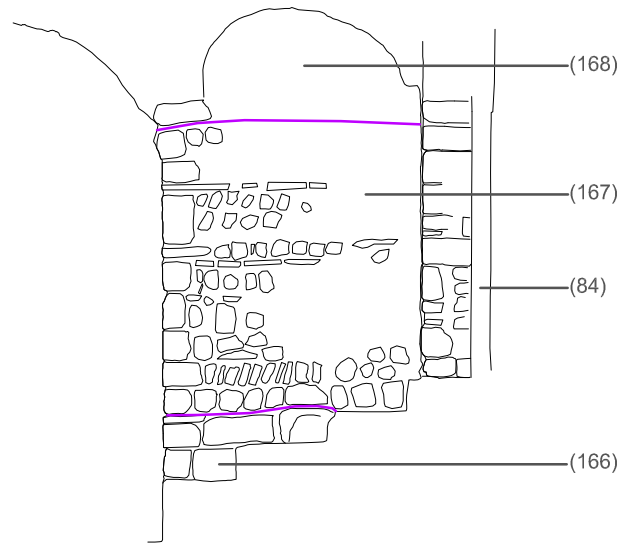
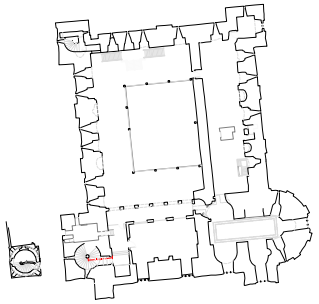
Rises



NOTE  
This drawing must not be reissued, loaned or copied without the written consent of NPS Property Consultants Ltd. (the originator).  
All errors, omissions, discrepancies should be reported to the originator immediately.  
All dimensions to be checked before site fabrication by the contractor, his sub-contractor or supplier.  
Do not scale plans - use figure or grid dimensions where given.  
Any deviation from the drawing to be reported to the originator immediately.

Drawing No.: EL050		Rev:
Project Name: Colchester Castle-Elevations		
Drawing Title: MSFF-S.Wall-N.Facing		
Project Number:01-04-13-Z-1360		
Client: Colchester Borough Council		
Drawn by: SW	Checked by:	
Date: April 2014	Scale: 1:50@A3	





(168)

(167)

(84)

(166)

Key



Rises



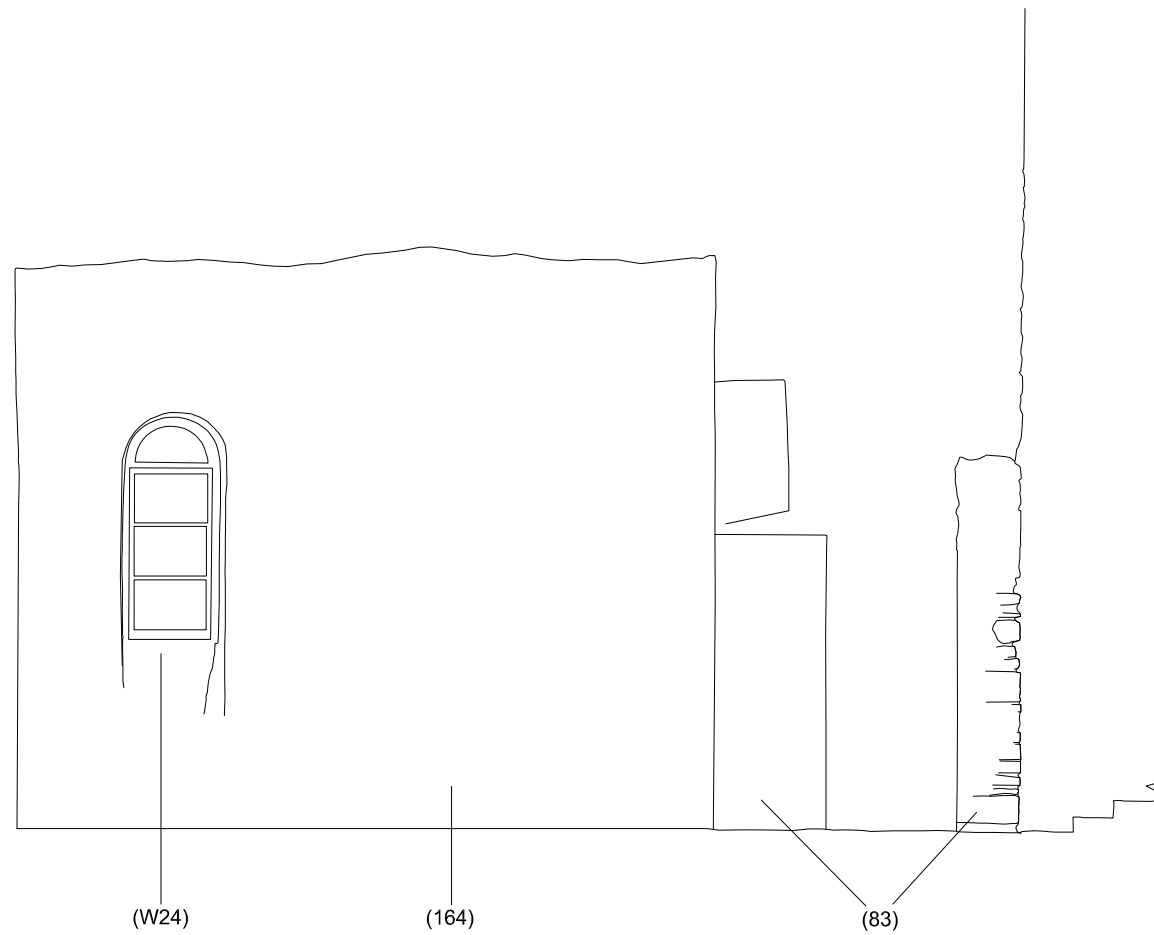
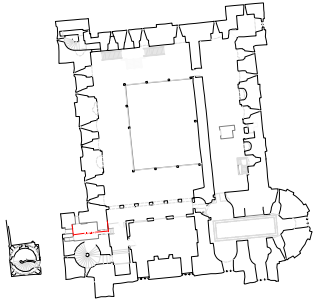
NOTE  
This drawing must not be reissued, loaned or copied without the written consent of NPS Property Consultants Ltd. (the originator).  
All errors, omissions, discrepancies should be reported to the originator immediately.  
All dimensions to be checked before site fabrication by the contractor, his sub-contractor or supplier.  
Do not scale plans - use figure or grid dimensions where given.  
Any deviation from the drawing to be reported to the originator immediately.

Drawing No.:	EL051	Rev:	
Project Name:	Colchester Castle-Elevations		
Drawing Title:	MSFF-N.Wall-S.Facing		
Project Number:	01-04-13-Z-1360		
Client:	Colchester Borough Council		
Drawn by:	SW	Checked by:	
Date:	April 2014	Scale:	1:50@A3



NPS Property Consultants Ltd - Land Survey Team  
Sands House - 50 Mountgarden, Norwich, NR1 1PY  
© NPS This drawing may not be reproduced in any form without prior written agreement.



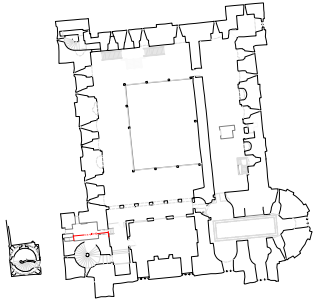


NOTE  
This drawing must not be reissued, loaned or copied without the written consent of NPS Property Consultants Ltd. (the originator).  
All errors, omissions, discrepancies should be reported to the originator immediately.  
All dimensions to be checked before site fabrication by the contractor, his sub-contractor or supplier.  
Do not scale plans - use figure or grid dimensions where given.  
Any deviation from the drawing to be reported to the originator immediately.

Drawing No.: EL052		Rev:
Project Name: Colchester Castle-Elevations		
Drawing Title: MR-N.Wall-S.Facing		
Project Number:01-04-13-2-1360		
Client: Colchester Borough Council		
Drawn by: SW	Checked by:	
Date: April 2014	Scale: 1:50@A3	




NPS Property Consultants Ltd - Land Survey Team  
Sands House - 55 Mountgale, Norwich, NR1 1PY  
© NPS This drawing may not be reproduced in any form without prior written agreement.



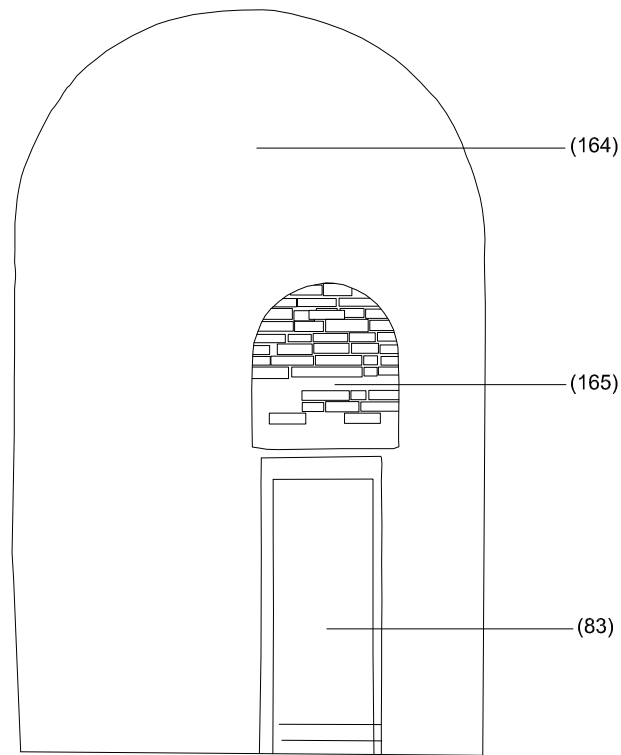
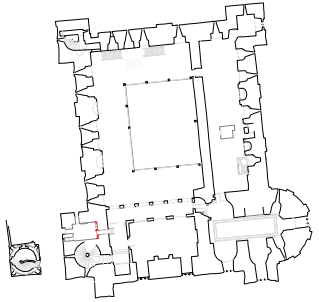
NOTE  
This drawing must not be reissued, loaned or copied without the written consent of NPS Property Consultants Ltd. (the originator).  
All errors, omissions, discrepancies should be reported to the originator immediately.  
All dimensions to be checked before site fabrication by the contractor, his sub-contractor or supplier.  
Do not scale plans - use figure or grid dimensions where given.  
Any deviation from the drawing to be reported to the originator immediately.

Drawing No.: EL053		Rev:
Project Name: Colchester Castle-Elevations		
Drawing Title: MR-S.Wall-N.Facing		
Project Number:01-04-13-2-1360		
Client: Colchester Borough Council		
Drawn by: SW	Checked by:	
Date: April 2014	Scale: 1:50@A3	



NPS Property Consultants Ltd - Land Survey Team  
Sands House - 55 Mountgarden, Norwich, NR1 1PY  
© NPS This drawing may not be reproduced in any form without prior written agreement.





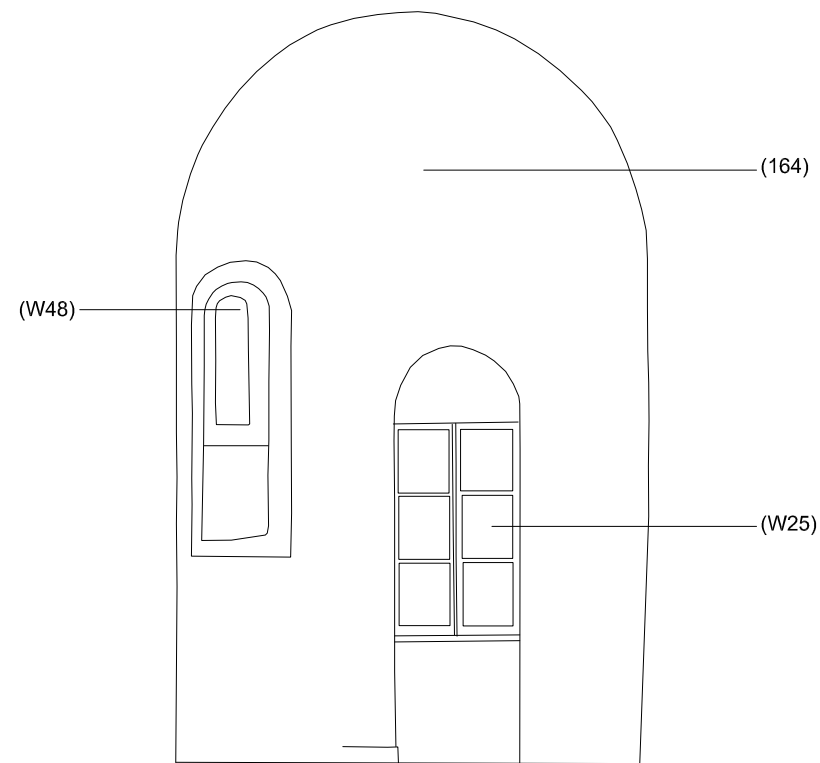
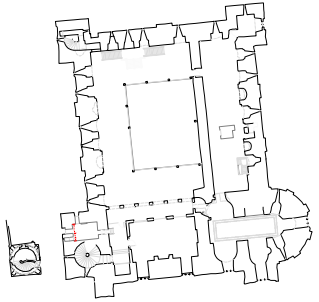
NOTE  
This drawing must not be reissued, loaned or copied without the written consent of NPS Property Consultants Ltd. (the originator).  
All errors, omissions, discrepancies should be reported to the originator immediately.  
All dimensions to be checked before site fabrication by the contractor, his sub-contractor or supplier.  
Do not scale plans - use figure or grid dimensions where given.  
Any deviation from the drawing to be reported to the originator immediately.

Drawing No.: EL054		Rev:
Project Name: Colchester Castle-Elevations		
Drawing Title: MR-E.Wall-W.Facing		
Project Number:01-04-13-2-1360		
Client: Colchester Borough Council		
Drawn by: SW	Checked by:	
Date: April 2014	Scale: 1:50@A3	



NPS Property Consultants Ltd - Land Survey Team  
Sands House - 55 Mountgale, Merish, W11 1PY  
© NPS This drawing may not be reproduced in any form without prior written agreement.





NOTE  
This drawing must not be reissued, loaned or copied without the written consent of NPS Property Consultants Ltd. (the originator).  
All errors, omissions, discrepancies should be reported to the originator immediately.  
All dimensions to be checked before site fabrication by the contractor, his sub-contractor or supplier.  
Do not scale plans - use figure or grid dimensions where given.  
Any deviation from the drawing to be reported to the originator immediately.

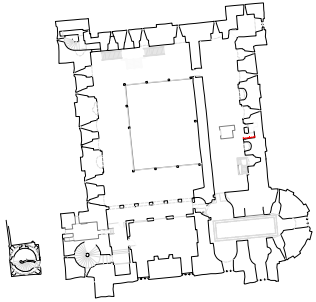
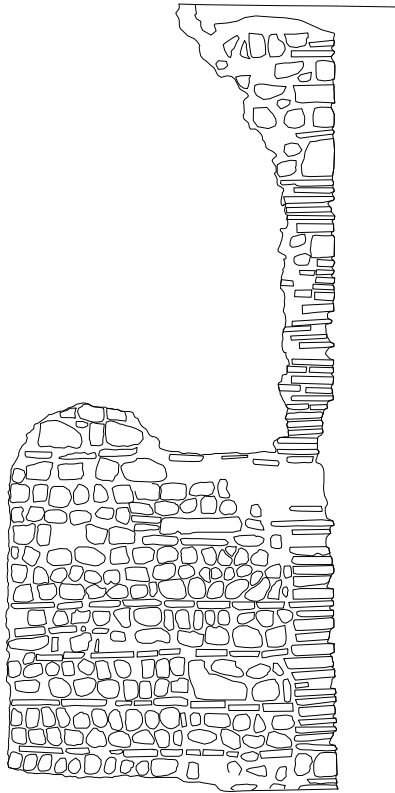
Drawing No.: EL055		Rev:
Project Name: Colchester Castle-Elevations		
Drawing Title: MR-W.Wall-E.Facing		
Project Number:01-04-13-2-1360		
Client: Colchester Borough Council		
Drawn by: SW		Checked by:
Date: April 2014		Scale: 1:50@A3



NPS Property Consultants Ltd - Land Survey Team  
Sands House - 55 Mountingale, Norwich, NR1 1PY  
© NPS. This drawing may not be reproduced in any form without prior written agreement.








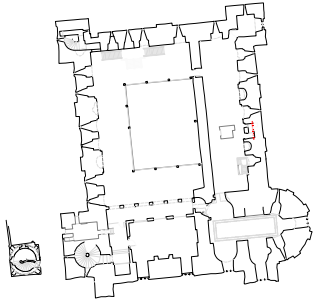
NOTE  
This drawing must not be reissued, loaned or copied without the written consent of NPS Property Consultants Ltd. (the originator).  
All errors, omissions, discrepancies should be reported to the originator immediately.  
All dimensions to be checked before site fabrication by the contractor, his sub-contractor or supplier.  
Do not scale plans - use figure or grid dimensions where given.  
Any deviation from the drawing to be reported to the originator immediately.

Drawing No.: EL056		Rev:
Project Name: Colchester Castle-Elevations		
Drawing Title: FFSR-GR-S.Wall-N.Facing		
Project Number:01-04-13-Z-1360		
Client: Colchester Borough Council		
Drawn by: SW	Checked by:	
Date: April 2014	Scale: 1:50@A3	



NPS Property Consultants Ltd - Land Survey Team  
Sands House - 55 Mountgale, Norwich, NR1 1PY  
© NPS This drawing may not be reproduced in any form without prior written agreement.





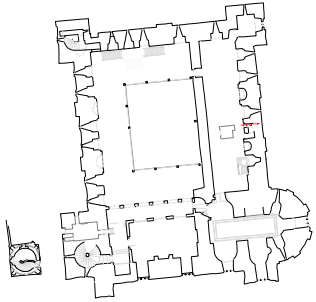

NOTE  
This drawing must not be reissued, loaned or copied without the written consent of NPS Property Consultants Ltd. (the originator).  
All errors, omissions, discrepancies should be reported to the originator immediately.  
All dimensions to be checked before site fabrication by the contractor, his sub-contractor or supplier.  
Do not scale plans - use figure or grid dimensions where given.  
Any deviation from the drawing to be reported to the originator immediately.

Drawing No.: EL057		Rev:
Project Name: Colchester Castle-Elevations		
Drawing Title: FFSR-GR-E.Wall-W.Facing		
Project Number:01-04-13-Z-1360		
Client: Colchester Borough Council		
Drawn by: SW	Checked by:	
Date: April 2014	Scale: 1:50@A3	



NPS Property Consultants Ltd - Land Survey Team  
Sands House - 55 Mountgale, Mersea, Essex, SSG 11PY  
© NPS This drawing may not be reproduced in any form without prior written agreement.





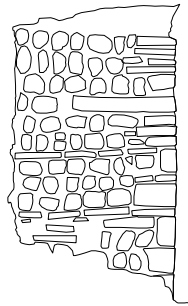
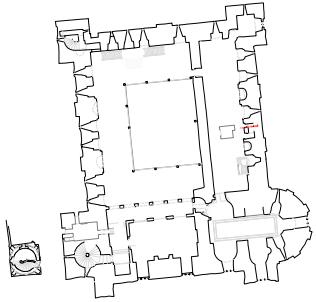
NOTE  
This drawing must not be reissued, loaned or copied without the written consent of NPS Property Consultants Ltd. (the originator).  
All errors, omissions, discrepancies should be reported to the originator immediately.  
All dimensions to be checked before site fabrication by the contractor, his sub-contractor or supplier.  
Do not scale plans - use figure or grid dimensions where given.  
Any deviation from the drawing to be reported to the originator immediately.

Drawing No.: EL058		Rev:
Project Name: Colchester Castle-Elevations		
Drawing Title: FFSR-GR-N.Wall-S.Facing		
Project Number:01-04-13-Z-1360		
Client: Colchester Borough Council		
Drawn by: SW	Checked by:	
Date: April 2014	Scale: 1:50@A3	



NPS Property Consultants Ltd - Land Survey Team  
Sands House - 55 Mountgarden, Norwich, NR1 1PY  
© NPS This drawing may not be reproduced in any form without prior written agreement.



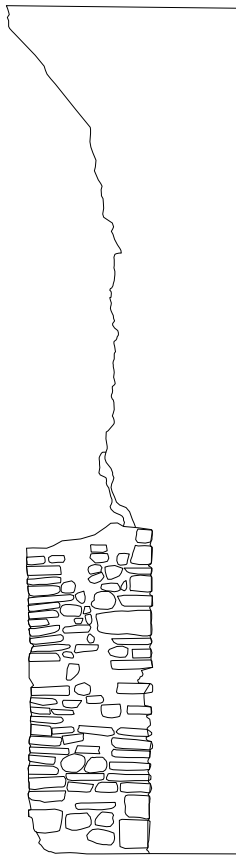
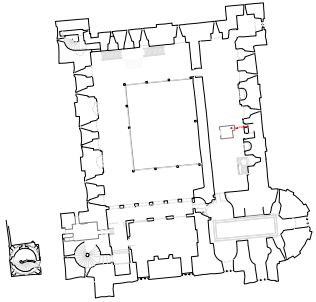


NOTE  
This drawing must not be reissued, loaned or copied without the written consent of NPS Property Consultants Ltd. (the originator).  
All errors, omissions, discrepancies should be reported to the originator immediately.  
All dimensions to be checked before site fabrication by the contractor, his sub-contractor or supplier.  
Do not scale plans - use figure or grid dimensions where given.  
Any deviation from the drawing to be reported to the originator immediately.

Drawing No.: EL059		Rev:
Project Name: Colchester Castle-Elevations		
Drawing Title: FFSR-GR-S.Wall-N.Facing		
Project Number:01-04-13-Z-1360		
Client: Colchester Borough Council		
Drawn by: SW	Checked by:	
Date: April 2014	Scale: 1:50@A3	







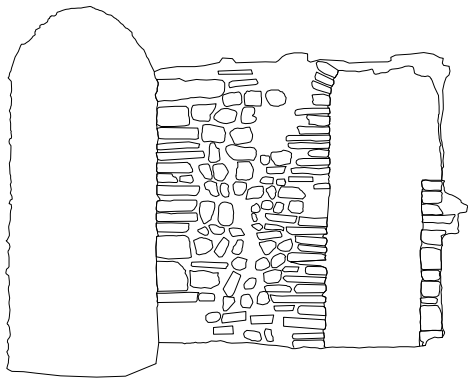
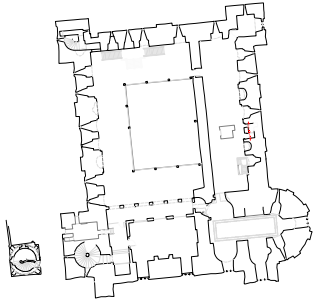
NOTE  
This drawing must not be reissued, loaned or copied without the written consent of NPS Property Consultants Ltd. (the originator).  
All errors, omissions, discrepancies should be reported to the originator immediately.  
All dimensions to be checked before site fabrication by the contractor, his sub-contractor or supplier.  
Do not scale plans - use figure or grid dimensions where given.  
Any deviation from the drawing to be reported to the originator immediately.

Drawing No.: EL060		Rev:
Project Name: Colchester Castle-Elevations		
Drawing Title: FFSR-GR-C.Wall-N.Facing		
Project Number:01-04-13-Z-1360		
Client: Colchester Borough Council		
Drawn by: SW	Checked by:	
Date: April 2014	Scale: 1:50@A3	



NPS Property Consultants Ltd - Land Survey Team  
Sands House - 55 Mountgale, Norwich, NR1 1PY  
© NPS This drawing may not be reproduced in any form without prior written agreement.





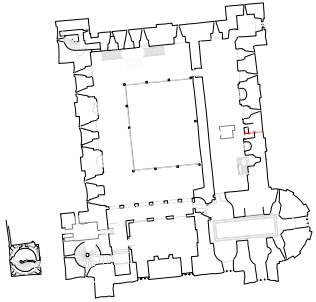
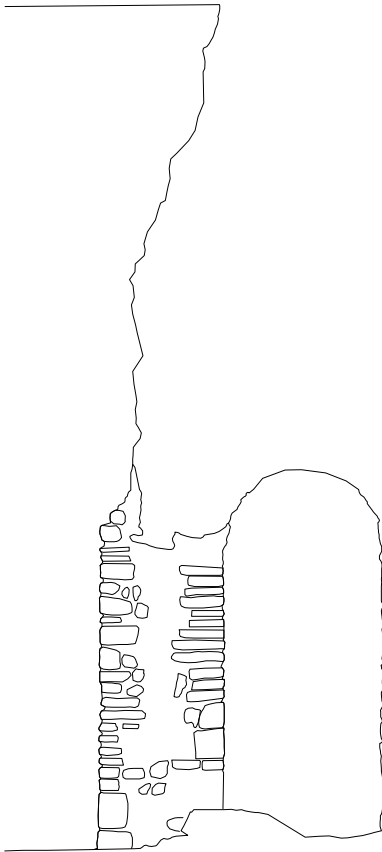
NOTE  
This drawing must not be reissued, loaned or copied without the written consent of NPS Property Consultants Ltd. (the originator).  
All errors, omissions, discrepancies should be reported to the originator immediately.  
All dimensions to be checked before site fabrication by the contractor, his sub-contractor or supplier.  
Do not scale plans - use figure or grid dimensions where given.  
Any deviation from the drawing to be reported to the originator immediately.

Drawing No.: EL061		Rev:
Project Name: Colchester Castle-Elevations		
Drawing Title: FFSR-GR-C.Wall-E.Facing		
Project Number:01-04-13-Z-1360		
Client: Colchester Borough Council		
Drawn by: SW	Checked by:	
Date: April 2014	Scale: 1:50@A3	



NPS Property Consultants Ltd - Land Survey Team  
Sands House - 55 Mountgarden, Norwich, NR1 1PY  
© NPS This drawing may not be reproduced in any form without prior written agreement.

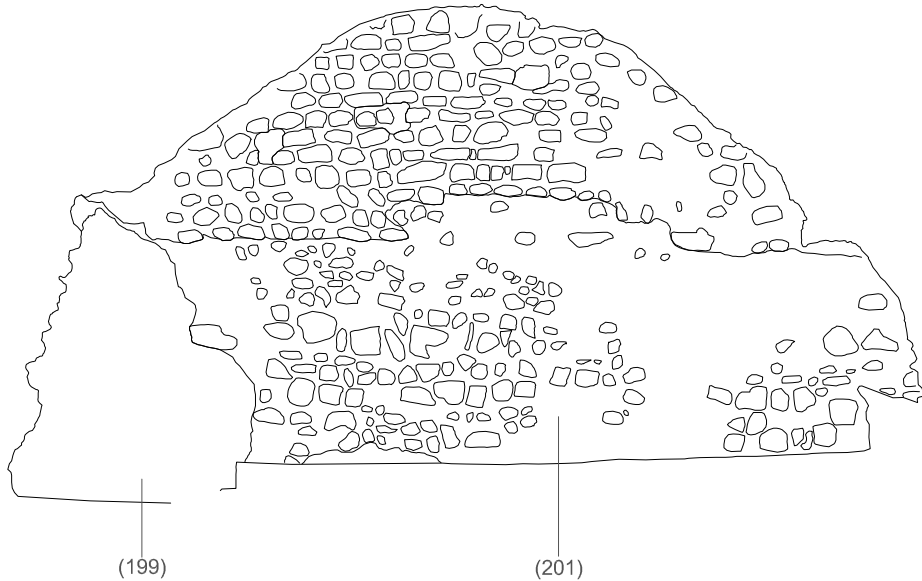
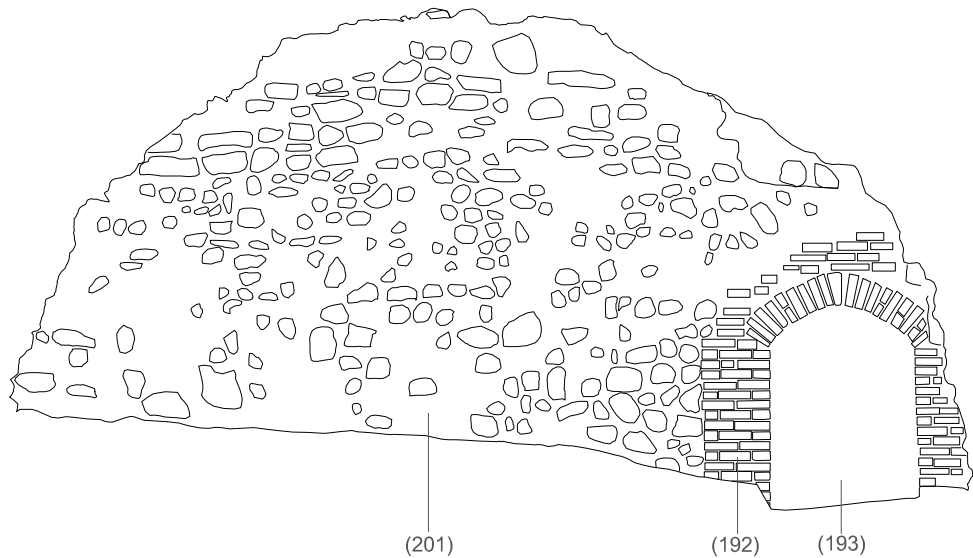
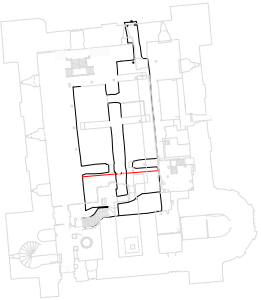




NOTE  
This drawing must not be reissued, loaned or copied without the written consent of NPS Property Consultants Ltd. (the originator).  
All errors, omissions, discrepancies should be reported to the originator immediately.  
All dimensions to be checked before site fabrication by the contractor, his sub-contractor or supplier.  
Do not scale plans - use figure or grid dimensions where given.  
Any deviation from the drawing to be reported to the originator immediately.

Drawing No.: EL062		Rev:
Project Name: Colchester Castle-Elevations		
Drawing Title: FFSR-GR-C.Wall-S.Facing		
Project Number:01-04-13-Z-1360		
Client: Colchester Borough Council		
Drawn by: SW		Checked by:
Date: April 2014		Scale: 1:50@A3



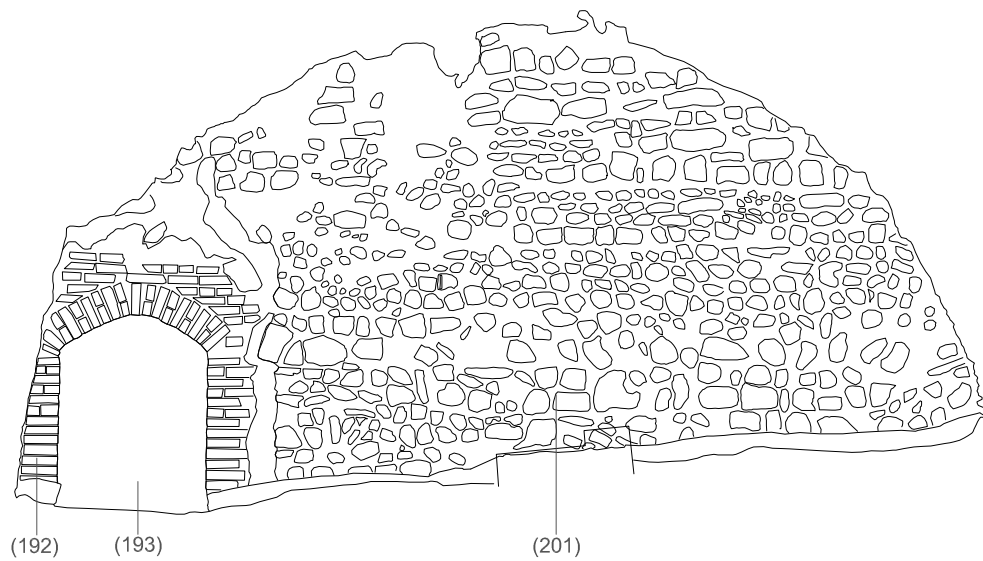
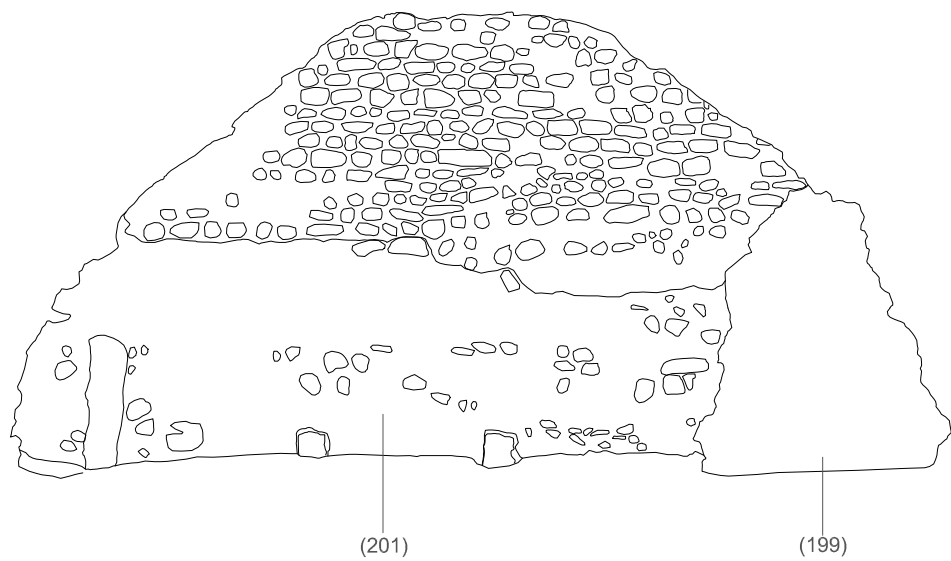
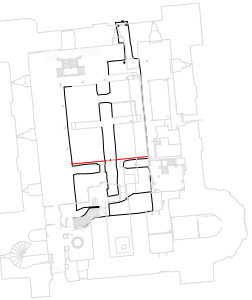


NOTE  
This drawing must not be reissued, loaned or copied without the written consent of NPS Property Consultants Ltd. (the originator).  
All errors, omissions, discrepancies should be reported to the originator immediately.  
All dimensions to be checked before site fabrication by the contractor, his sub-contractor or supplier.  
Do not scale plans - use figure or grid dimensions where given.  
Any deviation from the drawing to be reported to the originator immediately.

Drawing No.: EL063		Rev:
Project Name: Colchester Castle-Elevations		
Drawing Title: Vaults-RV1/7-N.Wall-S.Facing		
Project Number:01-04-13-2-1360		
Client: Colchester Borough Council		
Drawn by: SW	Checked by:	
Date: April 2014	Scale: 1:50@A3	







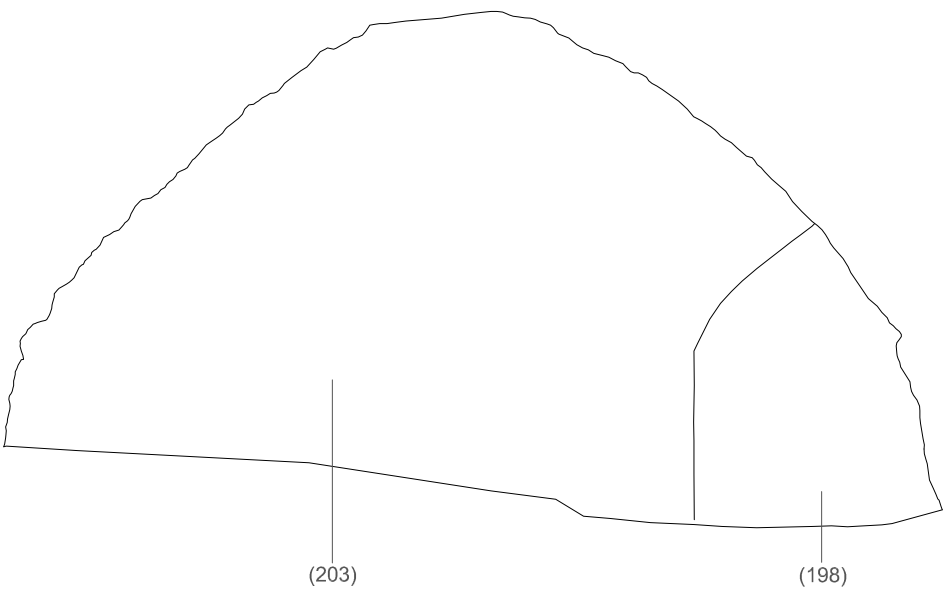
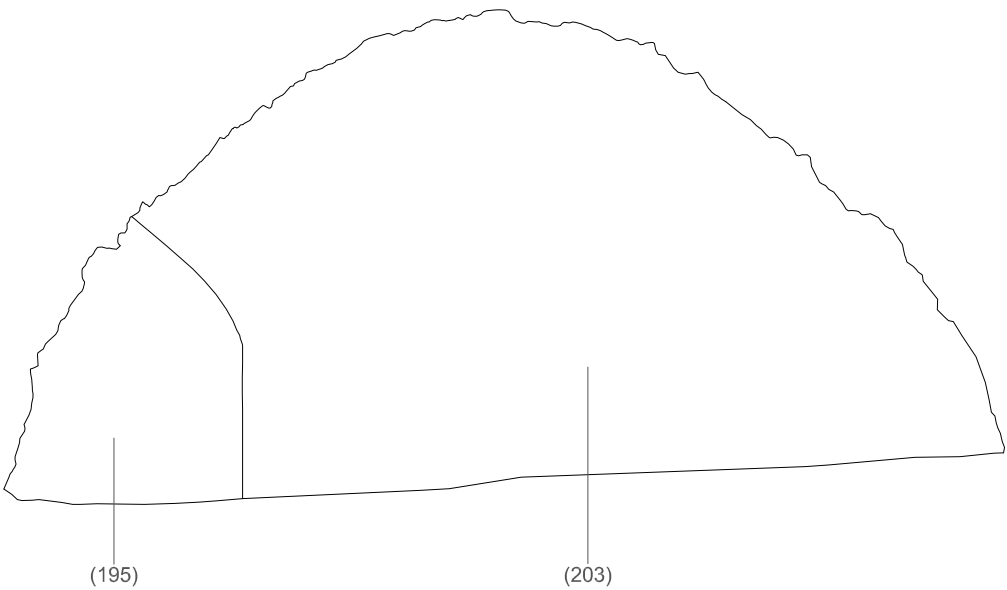
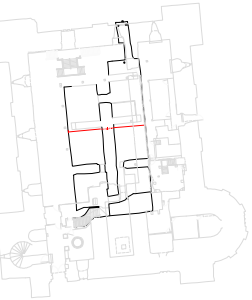
NOTE  
This drawing must not be reissued, loaned or copied without the written consent of NPS Property Consultants Ltd. (the originator).  
All errors, omissions, discrepancies should be reported to the originator immediately.  
All dimensions to be checked before site fabrication by the contractor, his sub-contractor or supplier.  
Do not scale plans - use figure or grid dimensions where given.  
Any deviation from the drawing to be reported to the originator immediately.

Drawing No.: EL064		Rev:
Project Name: Colchester Castle-Elevations		
Drawing Title: Vaults-RV2/6-S.Wall-N.Facing		
Project Number:01-04-13-2-1360		
Client: Colchester Borough Council		
Drawn by: SW	Checked by:	
Date: April 2014	Scale: 1:50@A3	



NPS Property Consultants Ltd - Land Survey Team  
Sands House - 80 Mountgale, Norwich, NR1 1PY  
© NPS This drawing may not be reproduced in any form without prior written agreement.





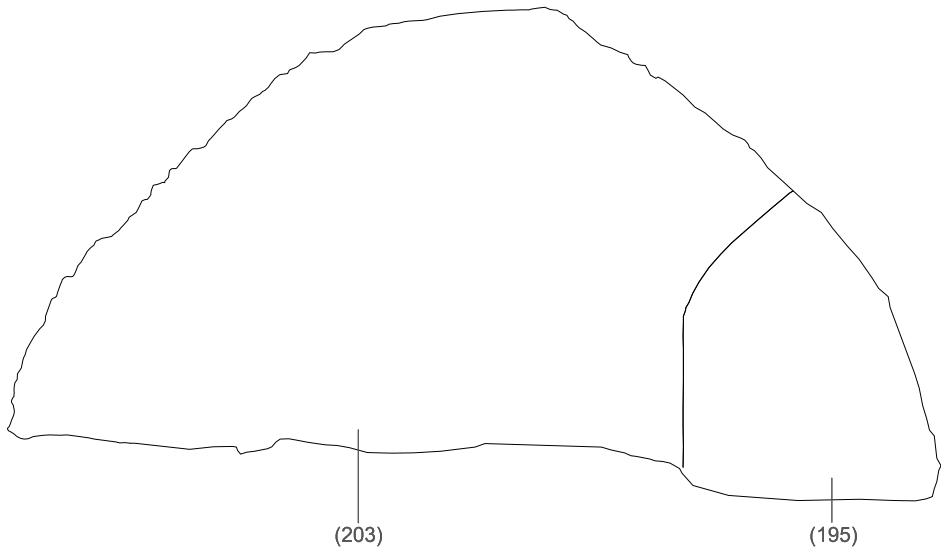
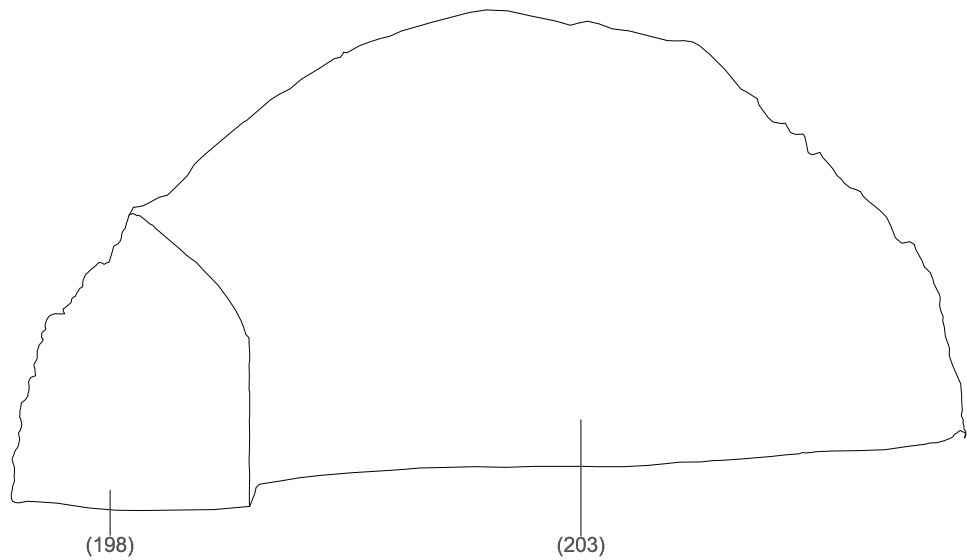
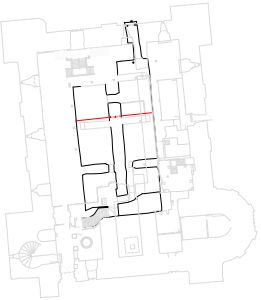
NOTE  
This drawing must not be reissued, loaned or copied without the written consent of NPS Property Consultants Ltd. (the originator).  
All errors, omissions, discrepancies should be reported to the originator immediately.  
All dimensions to be checked before site fabrication by the contractor, his sub-contractor or supplier.  
Do not scale plans - use figure or grid dimensions where given.  
Any deviation from the drawing to be reported to the originator immediately.

Drawing No.: EL065		Rev:
Project Name: Colchester Castle-Elevations		
Drawing Title: Vaults-RV2/6-N.Wall-S.Facing		
Project Number:01-04-13-2-1360		
Client: Colchester Borough Council		
Drawn by: SW	Checked by:	
Date: April 2014	Scale: 1:50@A3	



NPS Property Consultants Ltd - Land Survey Team  
Sands House - 50 Mountingale Road, W11 1PY  
© NPS This drawing may not be reproduced in any form without prior written agreement.





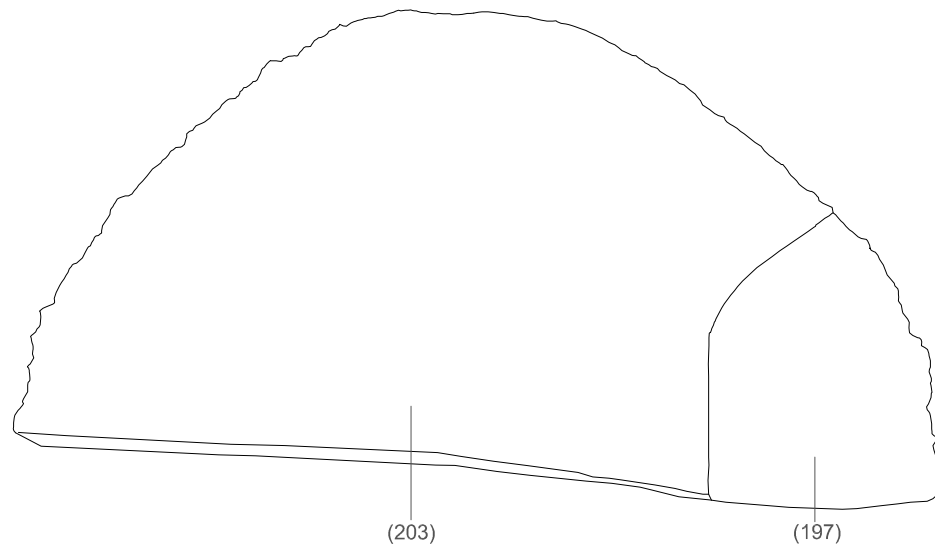
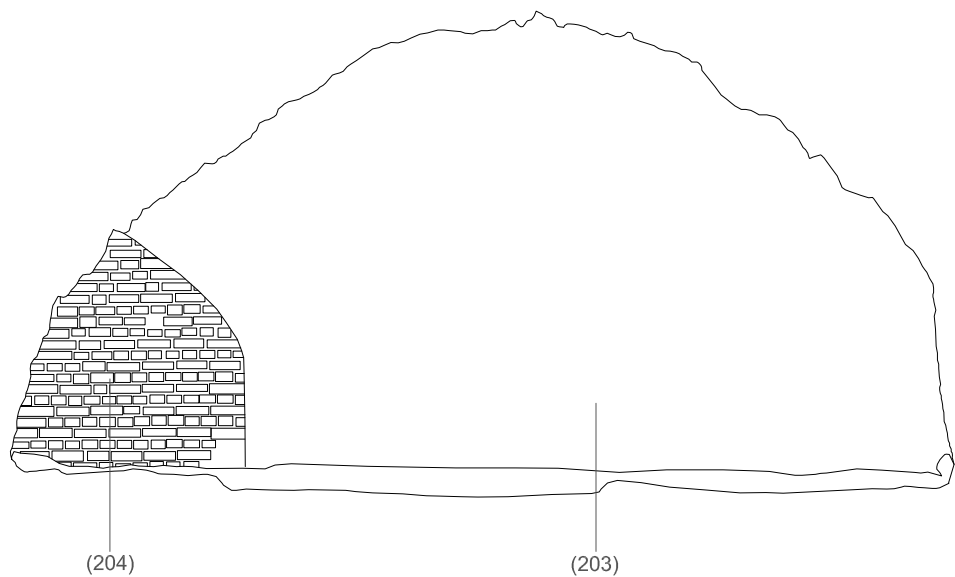
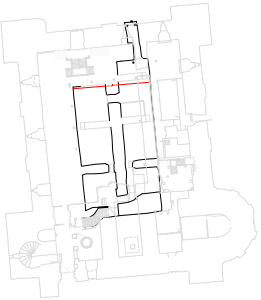
NOTE  
This drawing must not be reissued, loaned or copied without the written consent of NPS Property Consultants Ltd. (the originator).  
All errors, omissions, discrepancies should be reported to the originator immediately.  
All dimensions to be checked before site fabrication by the contractor, his sub-contractor or supplier.  
Do not scale plans - use figure or grid dimensions where given.  
Any deviation from the drawing to be reported to the originator immediately.

Drawing No.:	EL066	Rev:	
Project Name:	Colchester Castle-Elevations		
Drawing Title:	Vaults-RV3/5-S-Wall-N-Facing		
Project Number:	01-04-13-2-1360		
Client:	Colchester Borough Council		
Drawn by:	SW	Checked by:	
Date:	April 2014	Scale:	1:50@A3



NPS Property Consultants Ltd - Land Survey Team  
Sands House - 50 Mountgale, Norwich, NR1 1PY  
© NPS. This drawing may not be reproduced in any form without prior written agreement.





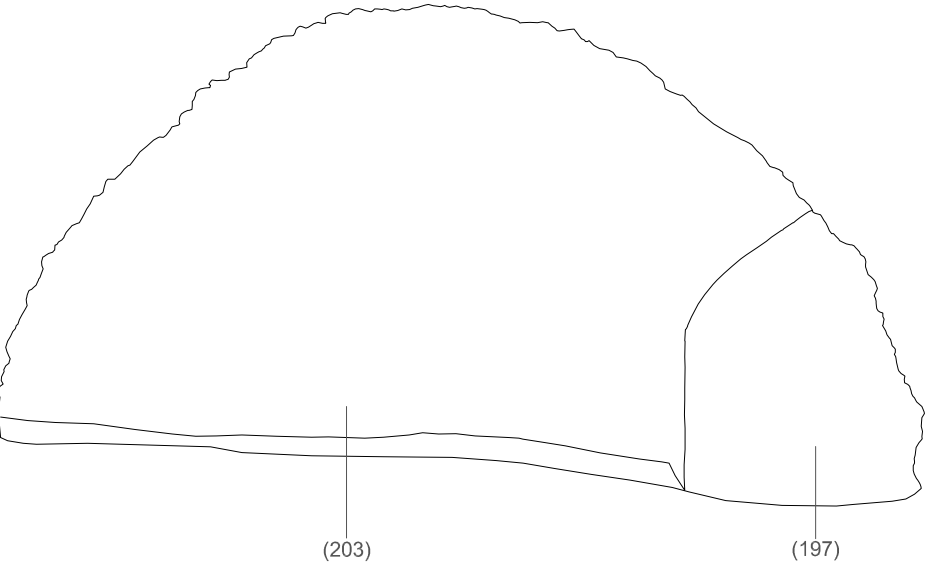
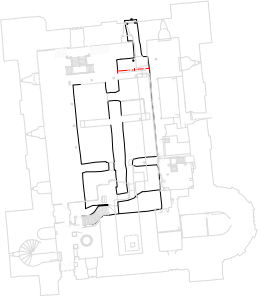
NOTE  
This drawing must not be reissued, loaned or copied without the written consent of NPS Property Consultants Ltd. (the originator).  
All errors, omissions, discrepancies should be reported to the originator immediately.  
All dimensions to be checked before site fabrication by the contractor, his sub-contractor or supplier.  
Do not scale plans - use figure or grid dimensions where given.  
Any deviation from the drawing to be reported to the originator immediately.

Drawing No.:	EL067	Rev:	
Project Name:	Colchester Castle-Elevations		
Drawing Title:	Vaults-RV3/5-N.Wall-S.Facing		
Project Number:	01-04-13-2-1360		
Client:	Colchester Borough Council		
Drawn by:	SW	Checked by:	
Date:	April 2014	Scale:	1:50@A3



NPS Property Consultants Ltd - Land Survey Team  
Sands House - 50 Mountgale, Norwich, NR1 1PY  
© NPS. This drawing may not be reproduced in any form without prior written agreement.





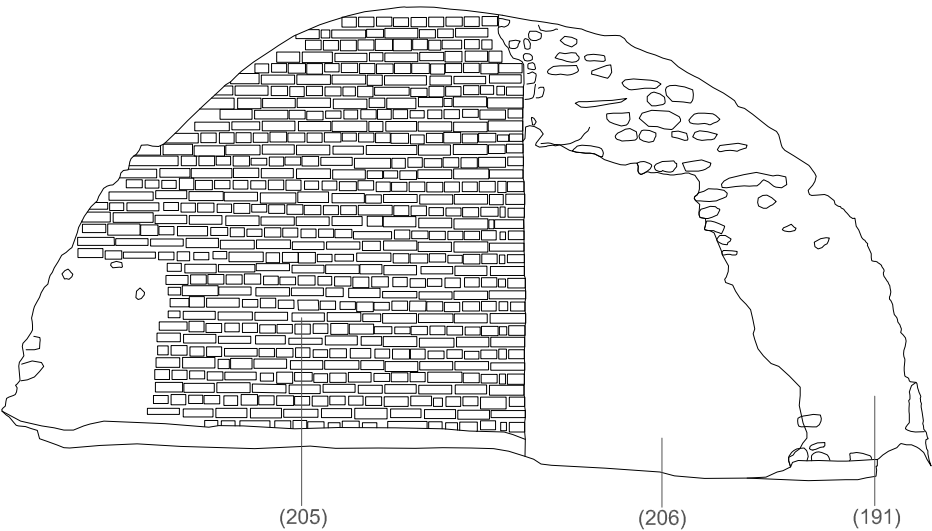
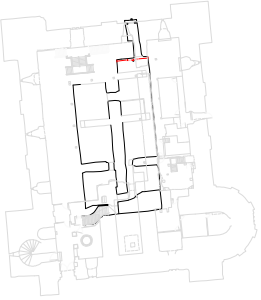
NOTE  
This drawing must not be reissued, loaned or copied without the written consent of NPS Property Consultants Ltd. (the originator).  
All errors, omissions, discrepancies should be reported to the originator immediately.  
All dimensions to be checked before site fabrication by the contractor, his sub-contractor or supplier.  
Do not scale plans - use figure or grid dimensions where given.  
Any deviation from the drawing to be reported to the originator immediately.

Drawing No.: EL068		Rev:
Project Name: Colchester Castle-Elevations		
Drawing Title: Vaults-RV4-S.Wall-N.Facing		
Project Number:01-04-13-2-1360		
Client: Colchester Borough Council		
Drawn by: SW		Checked by:
Date: April 2014		Scale: 1:50@A3

NPS Property Consultants Ltd - Land Survey Team  
Sands House - 55 Mountgarden, Norwich, NR1 1PY  
© NPS This drawing may not be reproduced in any form without prior written agreement.







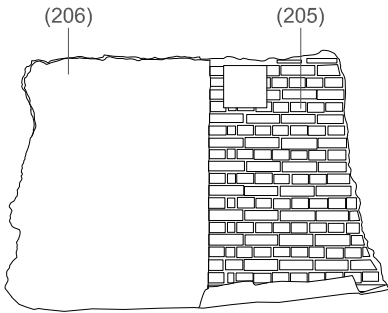
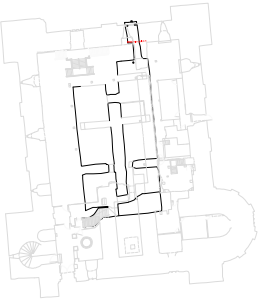
NOTE  
This drawing must not be reissued, loaned or copied without the written consent of NPS Property Consultants Ltd. (the originator).  
All errors, omissions, discrepancies should be reported to the originator immediately.  
All dimensions to be checked before site fabrication by the contractor, his sub-contractor or supplier.  
Do not scale plans - use figure or grid dimensions where given.  
Any deviation from the drawing to be reported to the originator immediately.

Drawing No.: EL069		Rev:
Project Name: Colchester Castle-Elevations		
Drawing Title: Vaults-RV4-N.Wall-S.Facing		
Project Number:01-04-13-2-1360		
Client: Colchester Borough Council		
Drawn by: SW	Checked by:	
Date: April 2014	Scale: 1:50@A3	




NPS Property Consultants Ltd - Land Survey Team  
Sands House - 55 Mountgale, Merish, W11 1PY  
© NPS This drawing may not be reproduced in any form without prior written agreement.





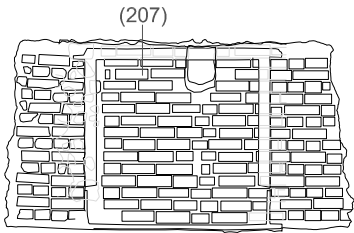
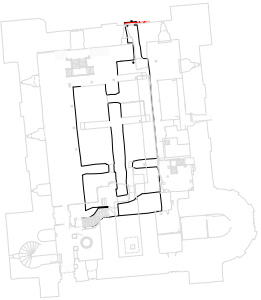
NOTE  
This drawing must not be reissued, loaned or copied without the written consent of NPS Property Consultants Ltd. (the originator).  
All errors, omissions, discrepancies should be reported to the originator immediately.  
All dimensions to be checked before site fabrication by the contractor, his sub-contractor or supplier.  
Do not scale plans - use figure or grid dimensions where given.  
Any deviation from the drawing to be reported to the originator immediately.

Drawing No.: EL070		Rev:
Project Name: Colchester Castle-Elevations		
Drawing Title: Vaults-RV4-S.Wall-N.Facing		
Project Number:01-04-13-2-1360		
Client: Colchester Borough Council		
Drawn by: SW	Checked by:	
Date: April 2014	Scale: 1:50@A3	




NPS Property Consultants Ltd - Land Survey Team  
Sands House - 35 Mountgale, Norwich, NR1 1PY  
© NPS This drawing may not be reproduced in any form without prior written agreement.





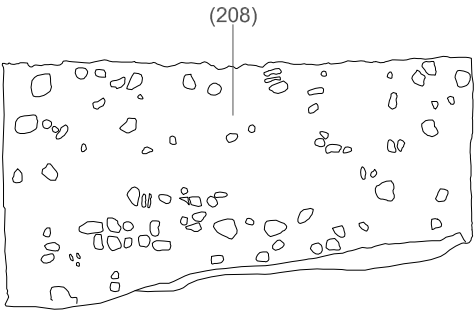
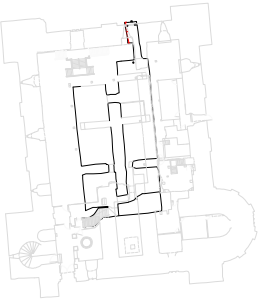
NOTE  
This drawing must not be reissued, loaned or copied without the written consent of NPS Property Consultants Ltd. (the originator).  
All errors, omissions, discrepancies should be reported to the originator immediately.  
All dimensions to be checked before site fabrication by the contractor, his sub-contractor or supplier.  
Do not scale plans - use figure or grid dimensions where given.  
Any deviation from the drawing to be reported to the originator immediately.

Drawing No.: EL071		Rev:
Project Name: Colchester Castle-Elevations		
Drawing Title: Vaults-RV4-N.Wall-S.Facing		
Project Number:01-04-13-2-1360		
Client: Colchester Borough Council		
Drawn by: SW	Checked by:	
Date: April 2014	Scale: 1:50@A3	




NPS Property Consultants Ltd - Land Survey Team  
Sands House - 55 Mountgale, Norwich, NR1 1PY  
© NPS This drawing may not be reproduced in any form without prior written agreement.





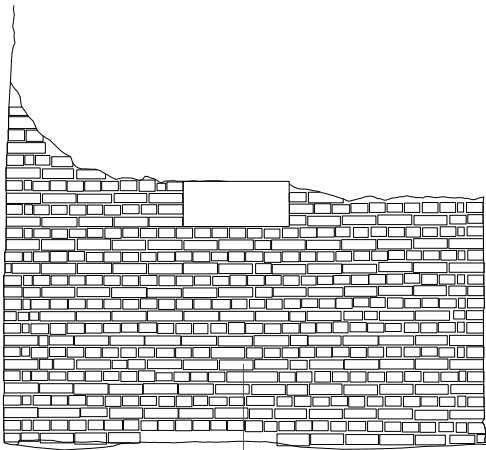
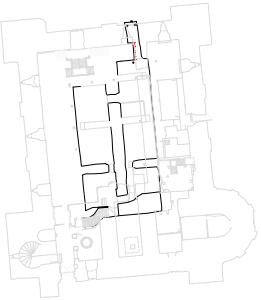
NOTE  
This drawing must not be reissued, loaned or copied without the written consent of NPS Property Consultants Ltd. (the originator).  
All errors, omissions, discrepancies should be reported to the originator immediately.  
All dimensions to be checked before site fabrication by the contractor, his sub-contractor or supplier.  
Do not scale plans - use figure or grid dimensions where given.  
Any deviation from the drawing to be reported to the originator immediately.

Drawing No.: EL072		Rev:
Project Name: Colchester Castle-Elevations		
Drawing Title: Vaults-RV4-W.Wall-E-Facing		
Project Number:01-04-13-2-1360		
Client: Colchester Borough Council		
Drawn by: SW	Checked by:	
Date: April 2014	Scale: 1:50@A3	



NPS Property Consultants Ltd - Land Survey Team  
Sands House - 35 Mountgale, Norwich, NR1 1PY  
© NPS This drawing may not be reproduced in any form without prior written agreement.






(205)

NOTE  
This drawing must not be reissued, loaned or copied without the written consent of NPS Property Consultants Ltd. (the originator).  
All errors, omissions, discrepancies should be reported to the originator immediately.  
All dimensions to be checked before site fabrication by the contractor, his sub-contractor or supplier.  
Do not scale plans - use figure or grid dimensions where given.  
Any deviation from the drawing to be reported to the originator immediately.

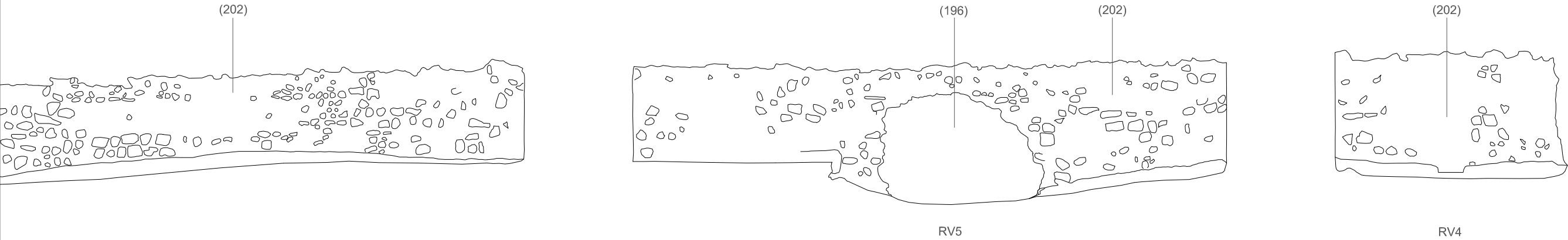
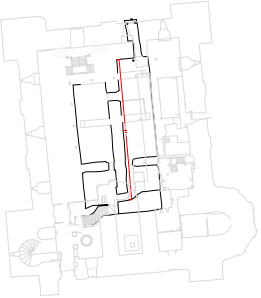
Drawing No.: EL073		Rev:
Project Name: Colchester Castle-Elevations		
Drawing Title: Vaults-RV4-W.Wall-E.Facing		
Project Number:01-04-13-2-1360		
Client: Colchester Borough Council		
Drawn by:SW		Checked by:
Date: April 2014		Scale: 1:50@A3



NPS Property Consultants Ltd - Land Survey Team  
Sands House - 55 Mountgale, Norwich, NR1 1PY  
© NPS This drawing may not be reproduced in any form without prior written agreement.





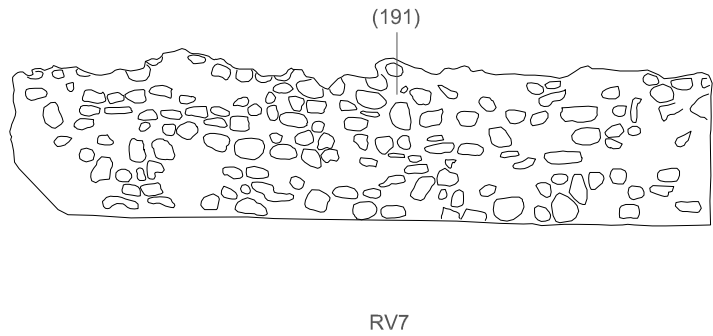
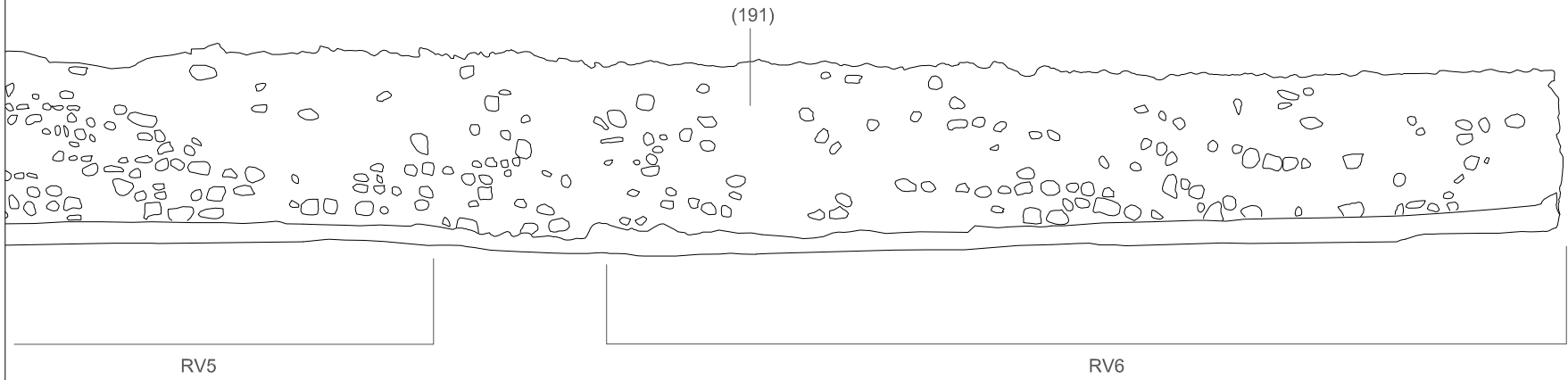
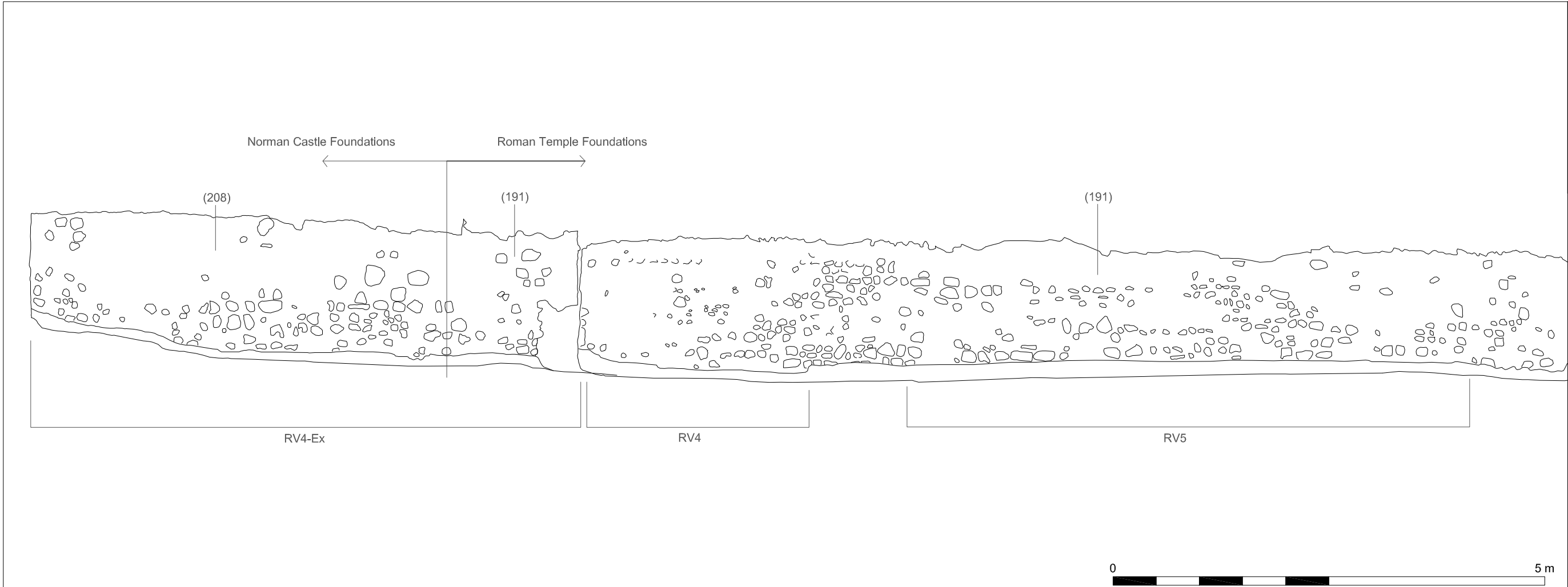


NOTE  
This drawing must not be reissued, loaned or copied without the written consent of NPS Property Consultants Ltd. (the originator).  
All errors, omissions, discrepancies should be reported to the originator immediately.  
All dimensions to be checked before site fabrication by the contractor, his sub-contractor or supplier.  
Do not scale plans - use figure or grid dimensions where given.  
Any deviation from the drawing to be reported to the originator immediately.

Drawing No.: EL074		Rev:
Project Name: Colchester Castle-Elevations		
Drawing Title: Vaults-RV7/6/5/4-W.Wall-E.Facing		
Project Number:01-04-13-2-1360		
Client: Colchester Borough Council		
Drawn by: SW	Checked by:	
Date: April 2014	Scale: 1:50@A3	

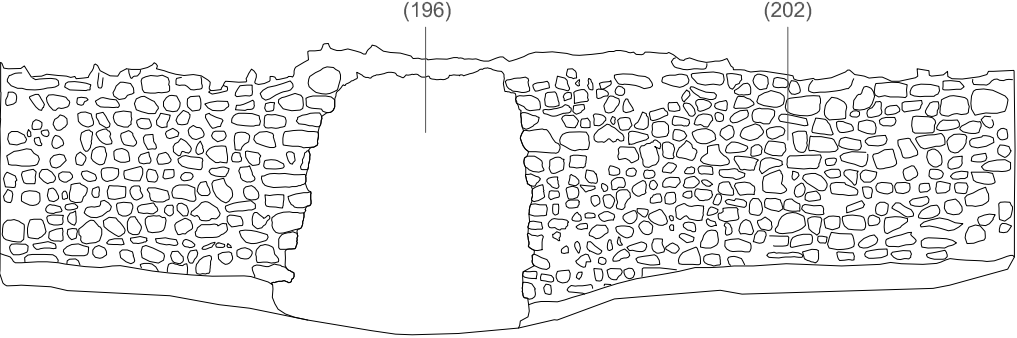
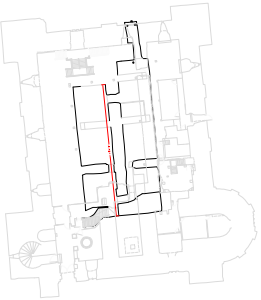


NPS Property Consultants Ltd - Land Survey Team  
Sands House - 80 Mountgale Road, Weymouth, Dorset, DT4 8PY  
© NPS This drawing may not be reproduced in any form without prior written agreement.



NOTE  
This drawing must not be reissued, loaned or copied without the written consent of NPS Property Consultants Ltd. (the originator).  
All errors, omissions, discrepancies should be reported to the originator immediately.  
All dimensions to be checked before site fabrication by the contractor, his sub-contractor or supplier.  
Do not scale plans - use figure or grid dimensions where given.  
Any deviation from the drawing to be reported to the originator immediately.

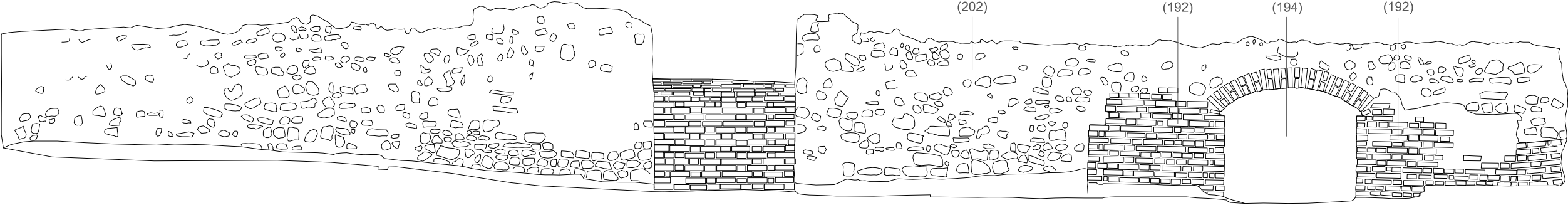
Drawing No.:	EL075	Rev:	
Project Name:	Colchester Castle-Elevations		
Drawing Title:	Vaults-RV4/5/6/7-E.Wall-W.Facing		
Project Number:	01-04-13-2-1360		
Client:	Colchester Borough Council		
Drawn by:	SW	Checked by:	
Date:	April 2014	Scale:	1:50@A3



RV3



RV2

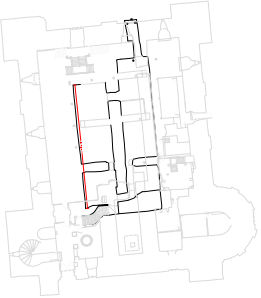
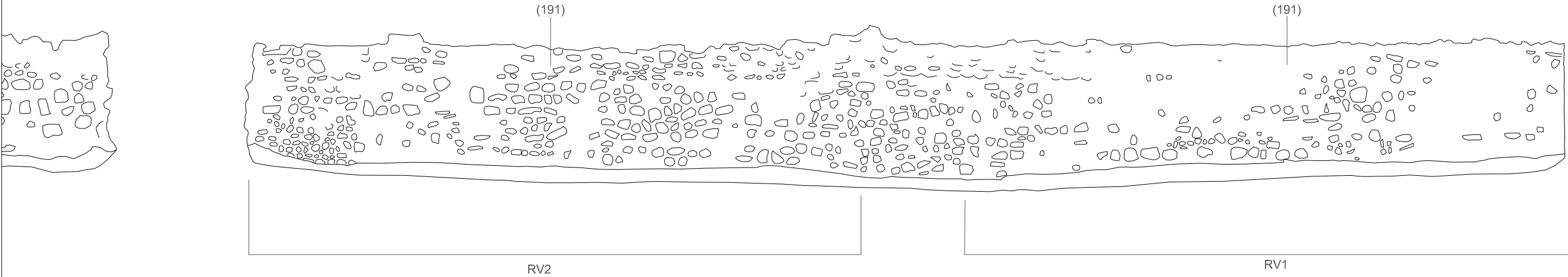
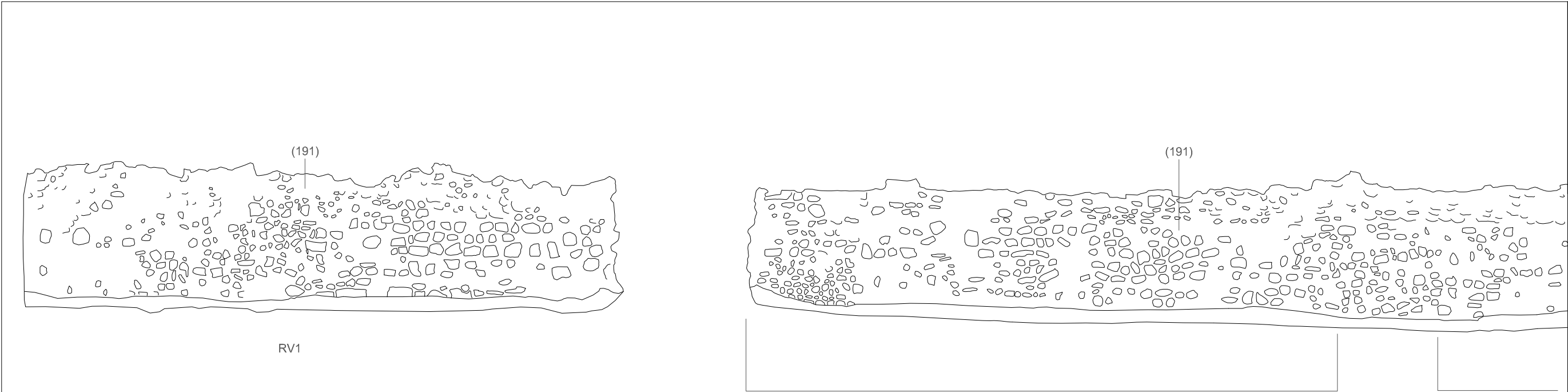


RV1




NOTE  
This drawing must not be reissued, loaned or copied without the written consent of NPS Property Consultants Ltd. (the originator).  
All errors, omissions, discrepancies should be reported to the originator immediately.  
All dimensions to be checked before site fabrication by the contractor, his sub-contractor or supplier.  
Do not scale plans - use figure or grid dimensions where given.  
Any deviation from the drawing to be reported to the originator immediately.

Drawing No.: EL076		Rev:
Project Name: Colchester Castle-Elevations		
Drawing Title: Vaults-RV3/2/1-E.Wall-W.Facing		
Project Number:01-04-13-2-1360		
Client: Colchester Borough Council		
Drawn by: SW	Checked by:	
Date: April 2014	Scale: 1:50@A3	

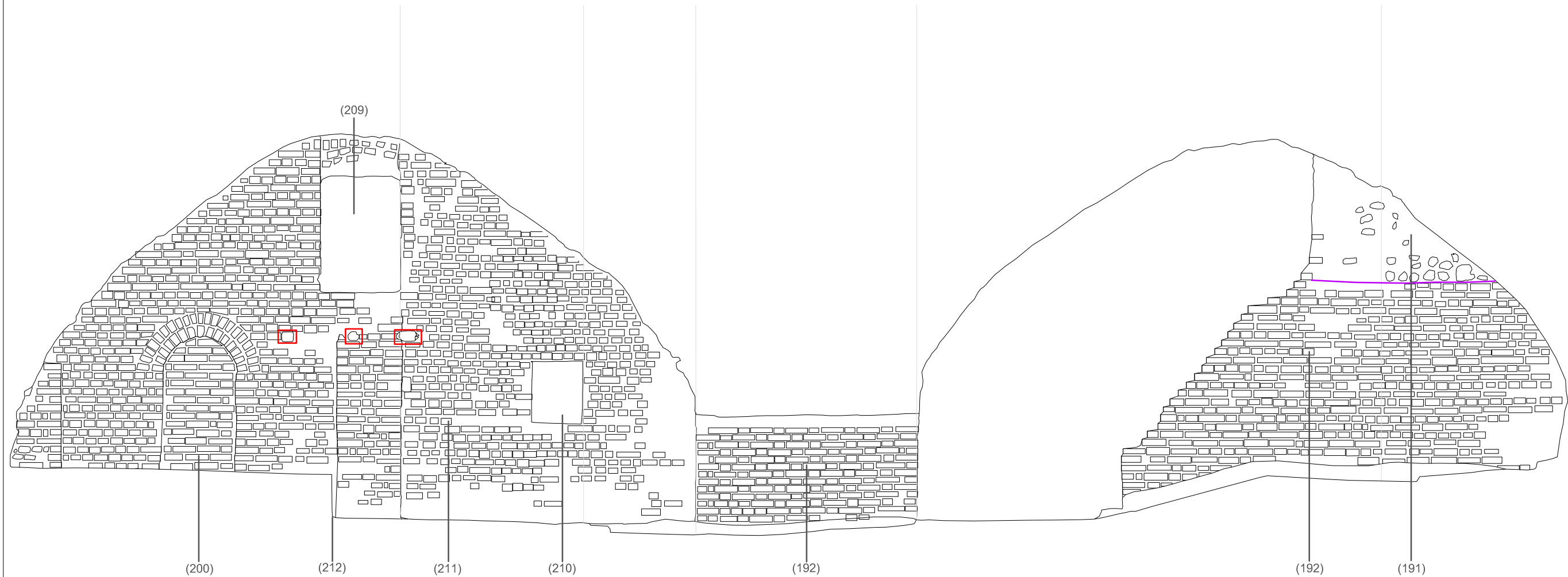
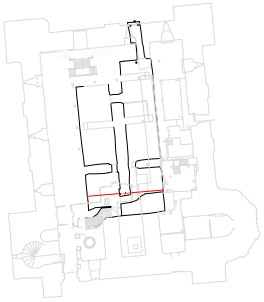


NOTE  
This drawing must not be reissued, loaned or copied without the written consent of NPS Property Consultants Ltd. (the originator).  
All errors, omissions, discrepancies should be reported to the originator immediately.  
All dimensions to be checked before site fabrication by the contractor, his sub-contractor or supplier.  
Do not scale plans - use figure or grid dimensions where given.  
Any deviation from the drawing to be reported to the originator immediately.

Drawing No.: EL077		Rev:	
Project Name: Colchester Castle-Elevations			
Drawing Title: Vaults-RV1/2/3-W.Wall-E.Fac			
Project Number:01-04-13-2-1360			
Client: Colchester Borough Council			
Drawn by:SW		Checked by:	
Date: April 2014		Scale: 1:50@A3	



NPS Property Consultants Ltd - Land Survey Team  
Sands House - 50 Mountgarden, Norwich, NR1 1PY  
© NPS. This drawing may not be reproduced in any form without prior written agreement.



Key

Putlog Holes  
(213)

Rises

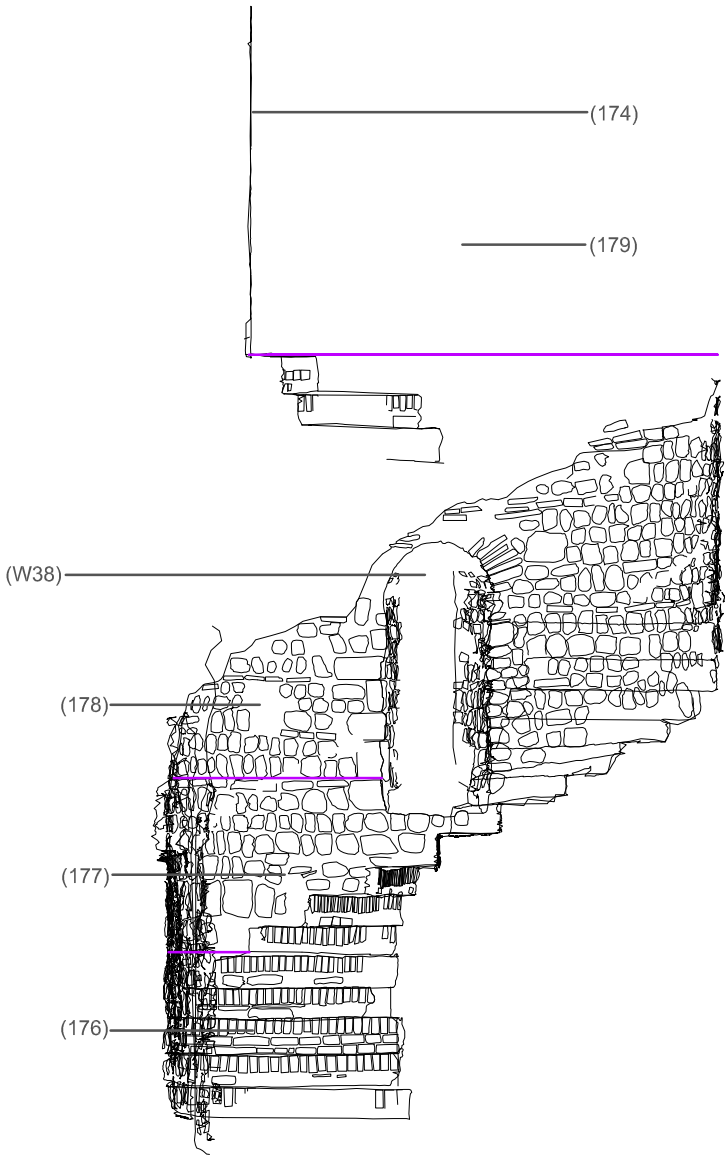
NOTE  
This drawing must not be reissued, loaned or copied without the written consent of NPS Property Consultants Ltd. (the originator).  
All errors, omissions, discrepancies should be reported to the originator immediately.  
All dimensions to be checked before site fabrication by the contractor, his sub-contractor or supplier.  
Do not scale plans - use figure or grid dimensions where given.  
Any deviation from the drawing to be reported to the originator immediately.

Drawing No.: EL078		Rev:
Project Name: Colchester Castle-Elevations		
Drawing Title: Vaults-RV7/1-S.Wall-N.Facing		
Project Number:01-04-13-2-1360		
Client: Colchester Borough Council		
Drawn by: SW	Checked by:	
Date: April 2014	Scale: 1:50@A3	



NPS Property Consultants Ltd - Land Survey Team  
Sands House - 80 Mountgale, Norwich, NR1 1PY  
© NPS. This drawing may not be reproduced in any form without prior written agreement.





(W38)

(178)

(177)

(176)

(174)

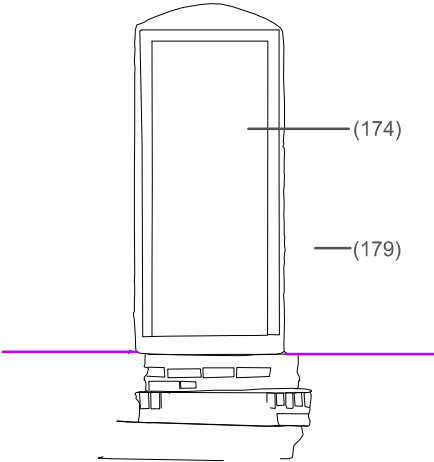
(179)

Key

Rises

1:50

EL79A



(174)

(179)

(58)

(142)

(146)

(175)

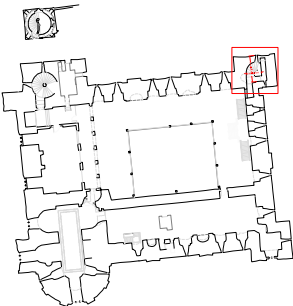
(176)

(177)

(178)

1:50

EL79B



NOTE  
This drawing must not be released, loaned or copied without the written permission of the originator.  
All errors, omissions, discrepancies should be reported to the originator immediately.  
All dimensions to be checked before site fabrication by the contractor.  
Do not scale plans - use figure or grid dimensions where given.  
Any deviation from the drawing to be reported to the originator immediately.

Drawing No.: EL079 Rev:

Project Name: Colchester Castle-Elevations

Drawing Title: Small-Stats

Project Number:01-04-1342-1360

Client: Colchester Borough Council

Drawn By:SW

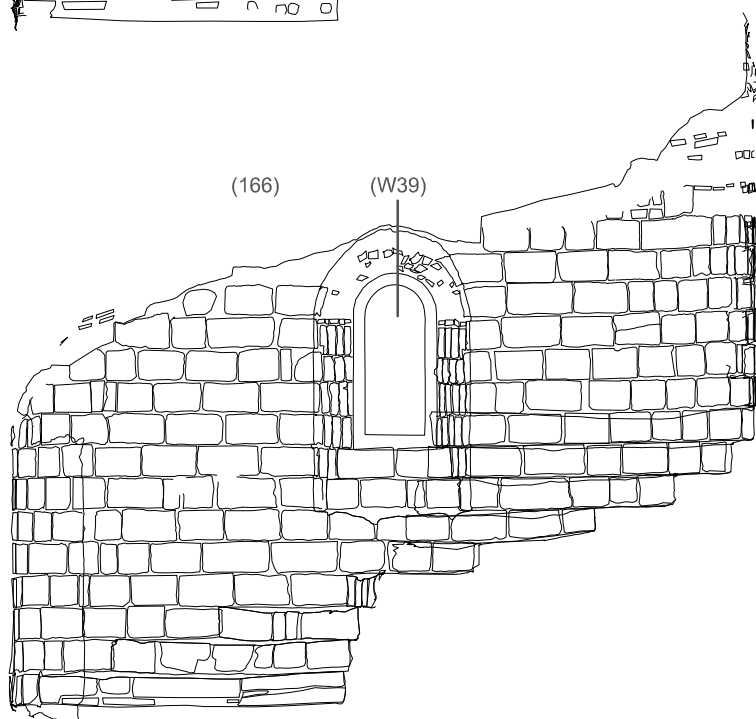
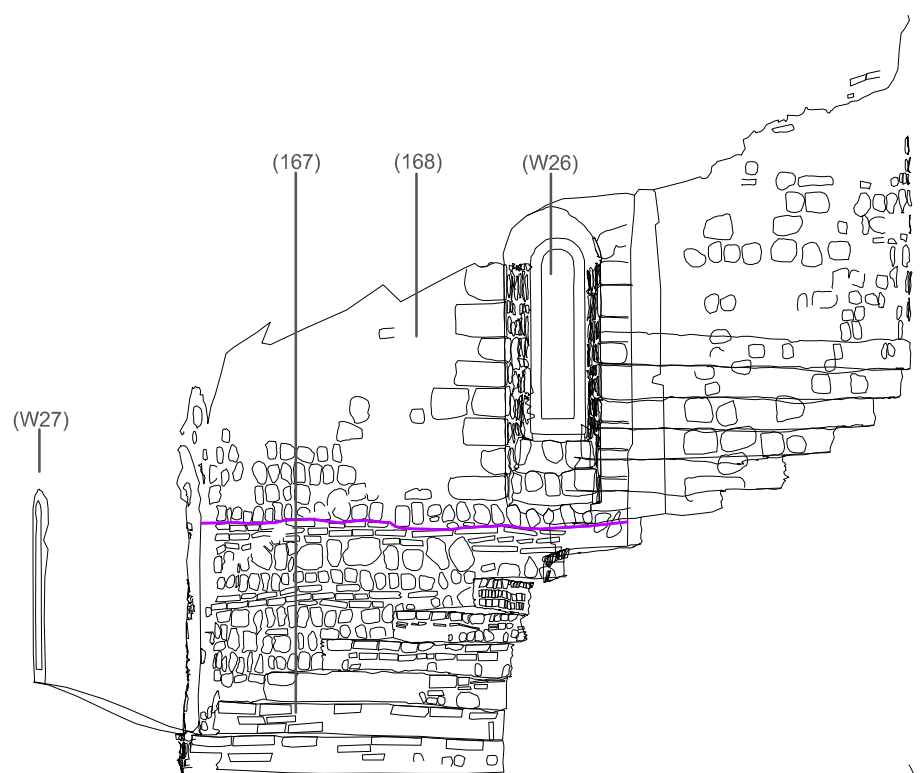
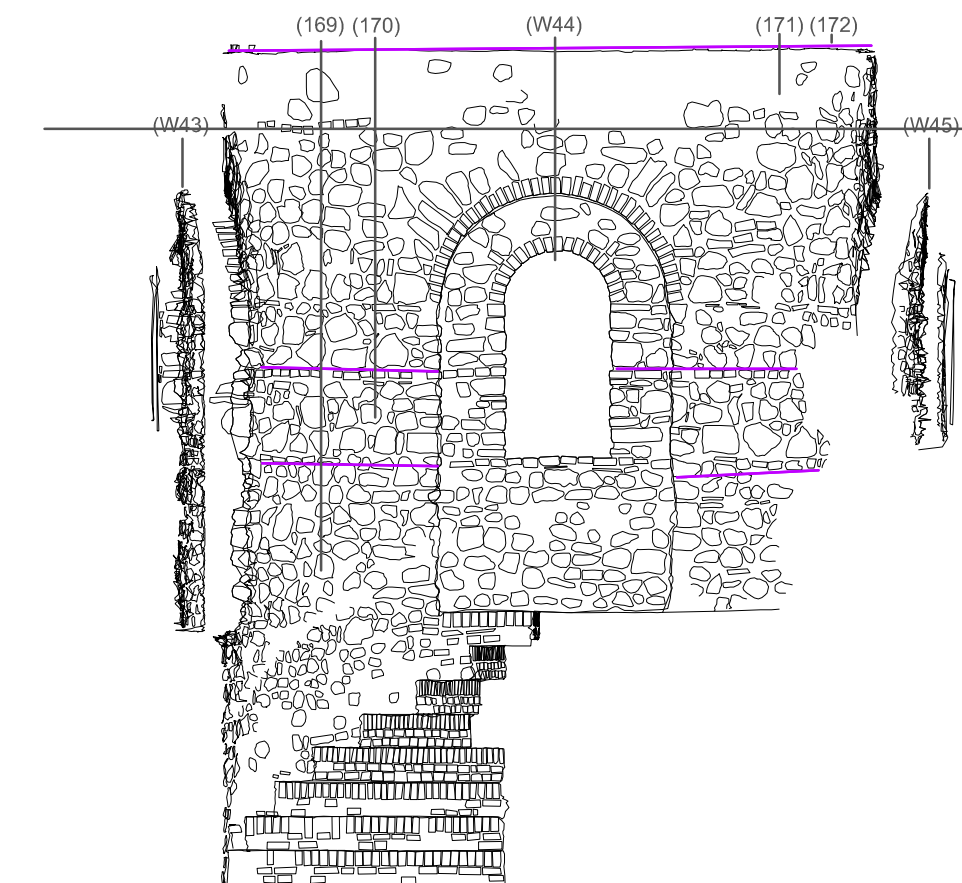
Date: April 2014

Checked by:

Scale: Various@A3

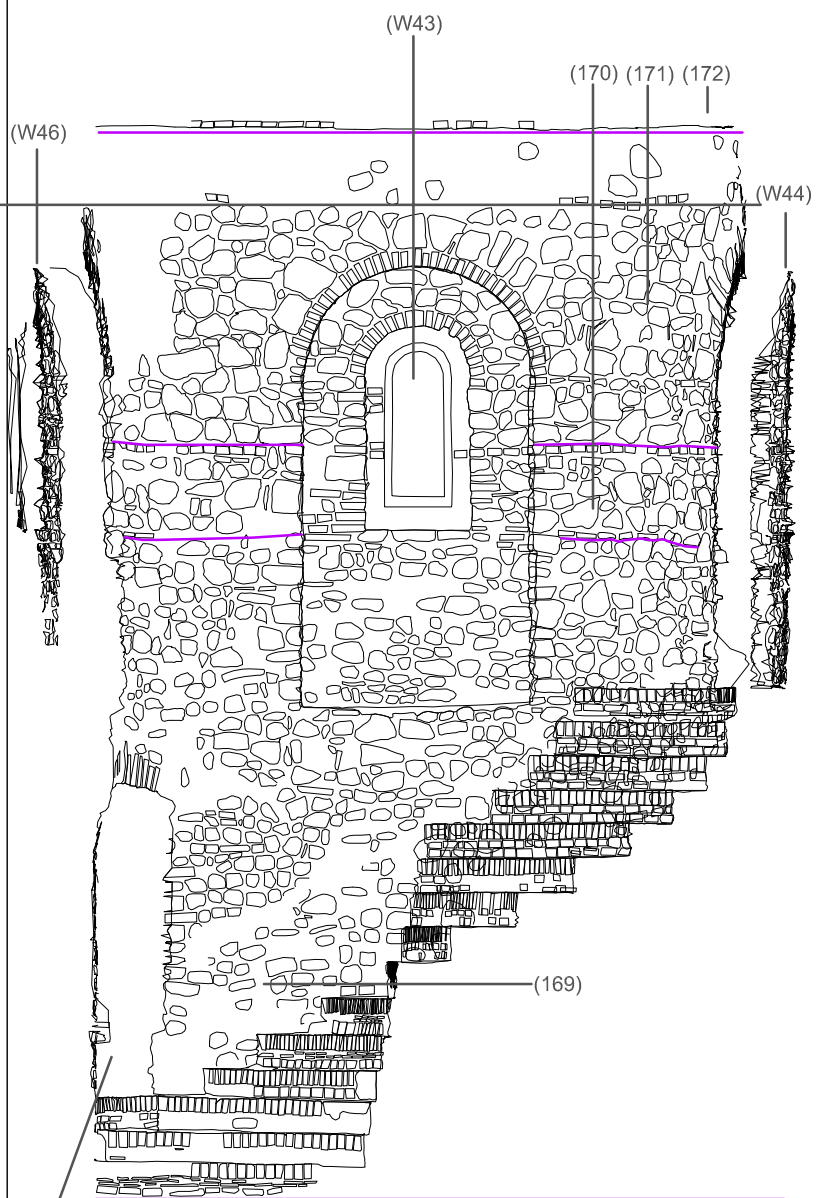
nps group

Not a Project. Contains no data. Use for reference only.  
© NPS. The drawing may not be reproduced in any form without prior written agreement.

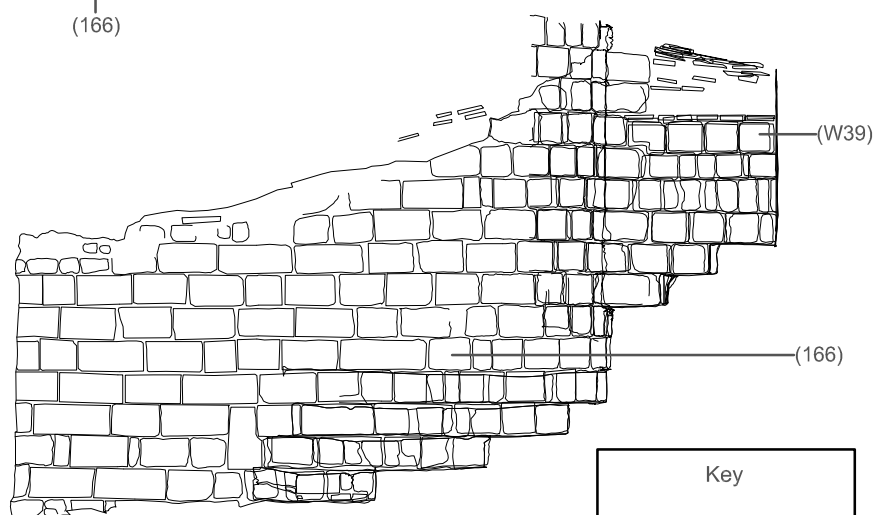
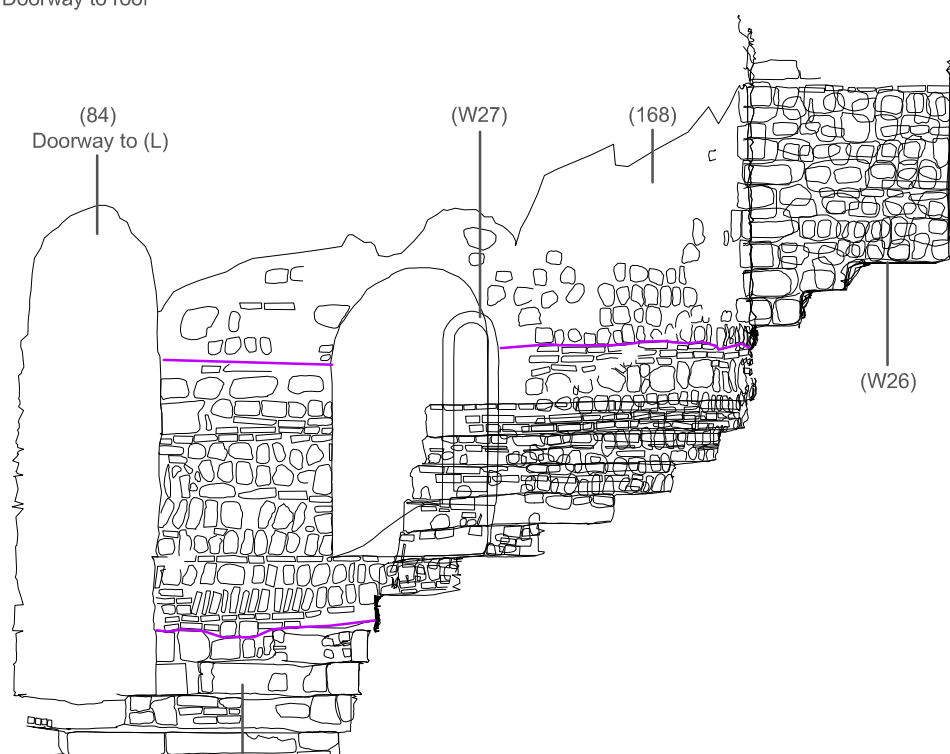


1:50

# EL80A



Doorway to roof

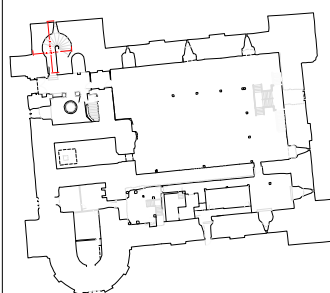


### Key

Rises

1:50


EL80B




**NOTE**  
This drawing must not be reissued, loaned or copied without the written consent of NPS Property Consultants Ltd. (the originator).  
All errors, omissions, discrepancies must be reported to the originator immediately.  
All dimensions to be checked before site fabrication by the contractor, his sub-contractor or supplier.  
Do not scale plans - use figure or grid dimensions where given.  
Any deviation from the drawing to be reported to the originator immediately.

Drawing No.: E1080	Rev:
Project Name: Coldrester Castle-Elevations	
Drawing Title: Great Stairs	
Project Number: 01-04-13-2-1360	
Client: Coldrester Borough Council	
Drawn by: SW	Checked by:
Date: April 2014	Scale: Various@A3






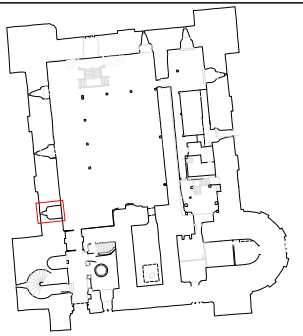
1:25



1:50



1:50




NOTE  
This drawing must not be reissued, loaned or copied without the written consent of NPS Property Consultants Ltd. (the originator).  
All errors, omissions, discrepancies should be reported to the originator immediately.  
All dimensions to be checked before site fabrication by the contractor, this sub-contractor or supplier.  
Do not scale plans - use figure or grid dimensions where given.  
Any deviation from the drawing to be reported to the originator immediately.

Drawing No.: EL081 Rev:  
Project Name: Colchester Castle-Elevations  
Drawing Title: Window 01  
Project Number: 01-04-13-2-1360  
Client: Colchester Borough Council  
Drawn by: SW Checked by:  
Date: April 2014 Scale: Various@A3




NPS Property Consultants Ltd - Land Survey Team  
Second Floor - 30 Mountgarden, Norwich, NR1 1PY  
© NPS This drawing may not be reproduced in any form without prior written agreement.

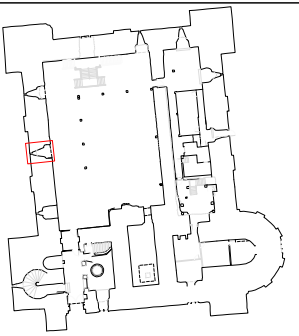




1:25



1:50




NOTE  
This drawing must not be reissued, loaned or copied without the written consent of NPS Property Consultants Ltd. (the originator).  
All errors, omissions, discrepancies should be reported to the originator immediately.  
All dimensions to be checked before site fabrication by the contractor, his sub-contractor or supplier.  
Do not scale plans - use figure or grid dimensions where given.  
Any deviation from the drawing to be reported to the originator immediately.

Drawing No.: EL082	Rev:
Project Name: Colchester Castle-Elevations	
Drawing Title: Window 02	
Project Number: 01-04-13-2-1360	
Client: Colchester Borough Council	
Drawn by: SW	Checked by:
Date: April 2014	Scale: Various@A3

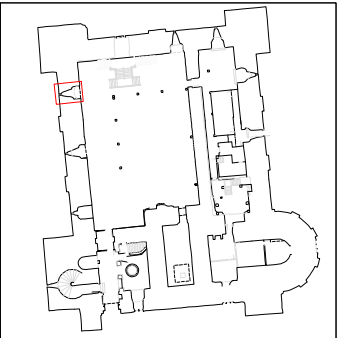
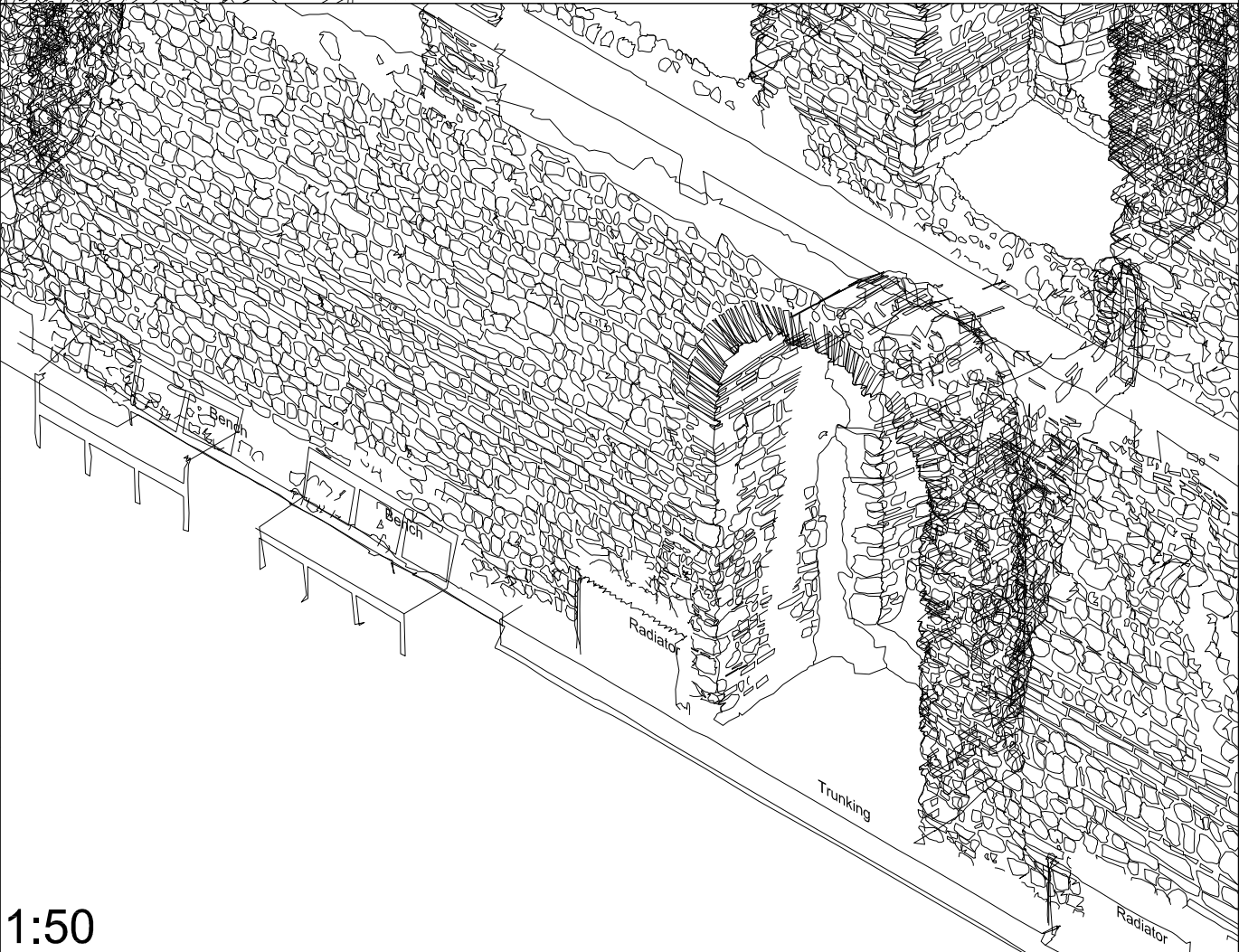



NPS Property Consultants Ltd - Land Survey Team  
12 Grandis House - 50 Mountingale Newton, WEL1 1PY  
© NPS This drawing may not be reproduced in any form without prior written agreement.






1:25




NOTE  
This drawing must not be reissued, loaned or copied without the written consent of NPS Property Consultants Ltd. (the originator).  
All errors, omissions, discrepancies should be reported to the originator immediately.  
All dimensions to be checked before site fabrication by the contractor, his sub-contractor or supplier.  
Do not scale plans - use figure or grid dimensions where given.  
Any deviation from the drawing to be reported to the originator immediately.

Drawing No.:	EL083	Rev:	
Project Name:	Colchester Castle-Elevations		
Drawing Title:	Window 03		
Project Number:	01-04-13-2-1360		
Client:	Colchester Borough Council		
Drawn by:	SW	Checked by:	
Date:	April 2014	Scale:	Various@A3

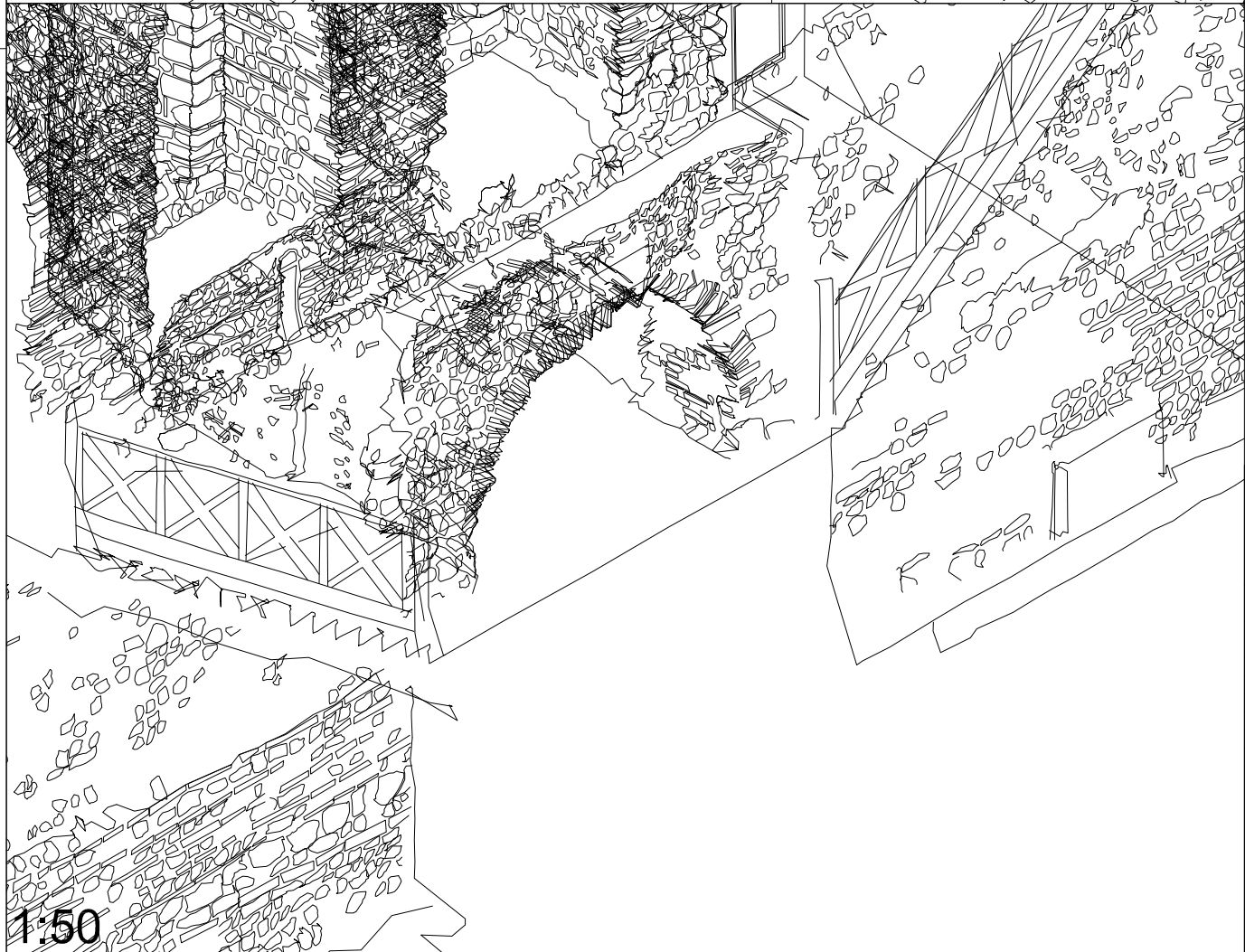




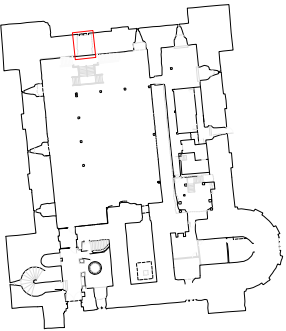
1:25



1:50



1:50



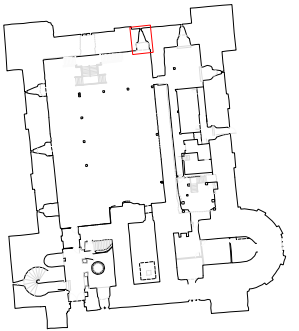
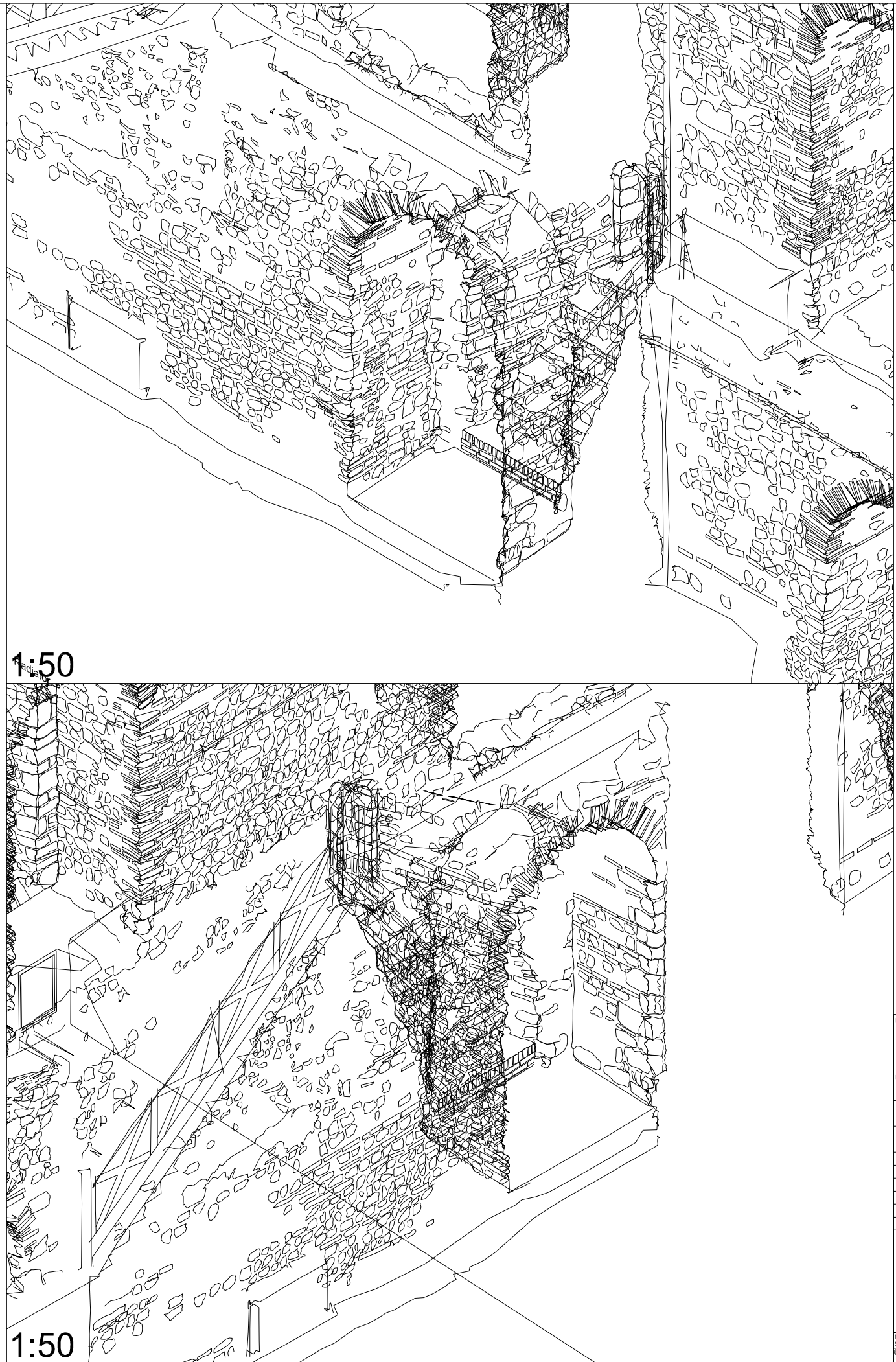

NOTE  
This drawing must not be reissued, loaned or copied without the written consent of NPS Property Consultants Ltd. (the originator).  
All errors, omissions, discrepancies should be reported to the originator immediately.  
All dimensions to be checked before site fabrication by the contractor, his sub-contractor or supplier.  
Do not scale plans - use figure or grid dimensions where given.  
Any deviation from the drawing to be reported to the originator immediately.

Drawing No.: EL084		Rev:
Project Name: Colchester Castle-Elevations		
Drawing Title: Window 04		
Project Number:01-04-13-2-1360		
Client: Colchester Borough Council		
Drawn by: SW	Checked by:	
Date: April 2014	Scale: Various@A3	




NPS Property Consultants Ltd - Land Survey Team  
Surrey House - 30 Mountbatten Road, Woking, Surrey, GU24 0PU  
© NPS. This drawing may not be reproduced in any form without prior written agreement.



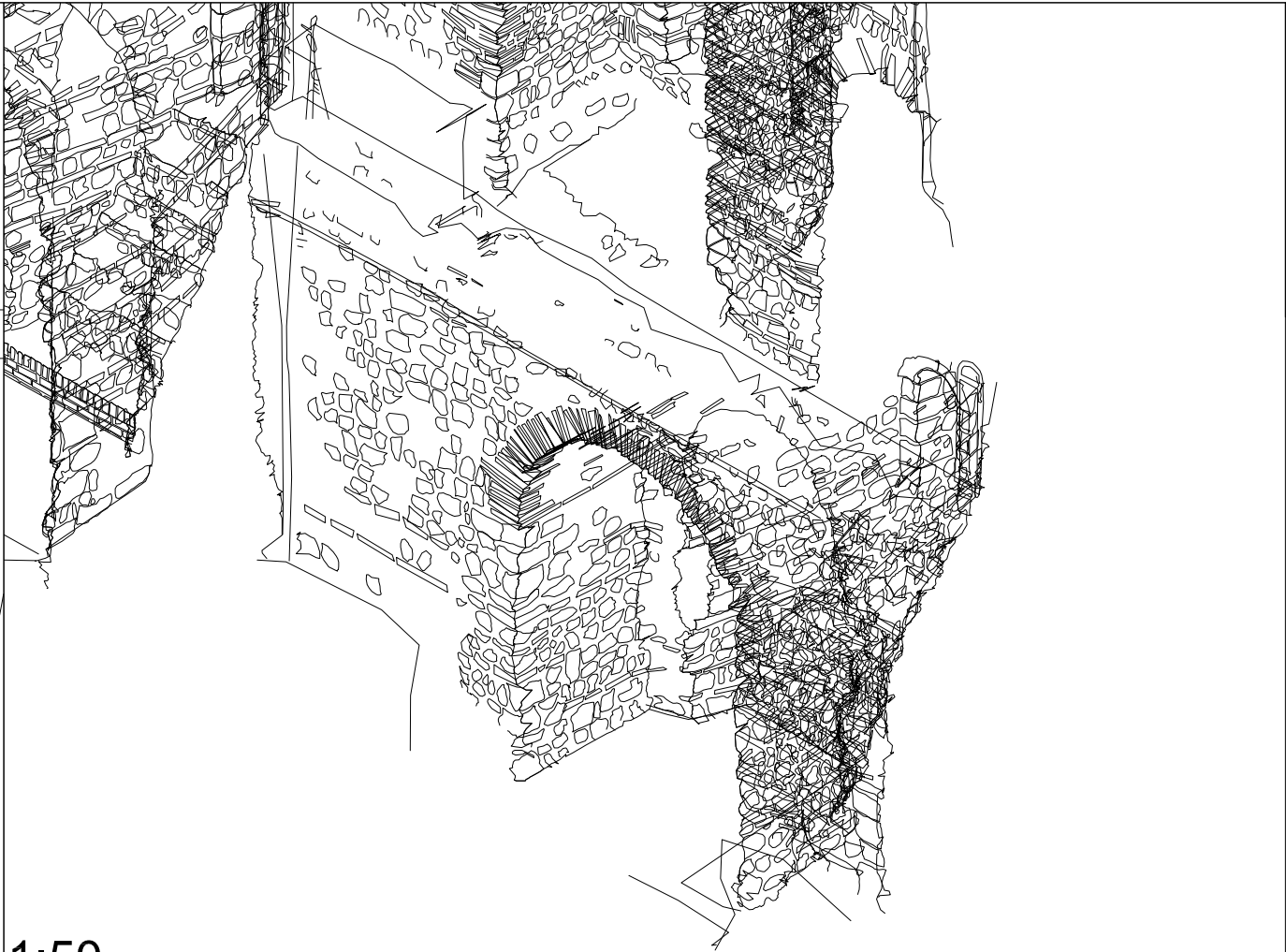


NOTE  
This drawing must not be reissued, loaned or copied without the written consent of NPS Property Consultants Ltd. (the originator).  
All errors, omissions, discrepancies should be reported to the originator immediately.  
All dimensions to be checked before site fabrication by the contractor, his sub-contractor or supplier.  
Do not scale plans - use figure or grid dimensions where given.  
Any deviation from the drawing to be reported to the originator immediately.

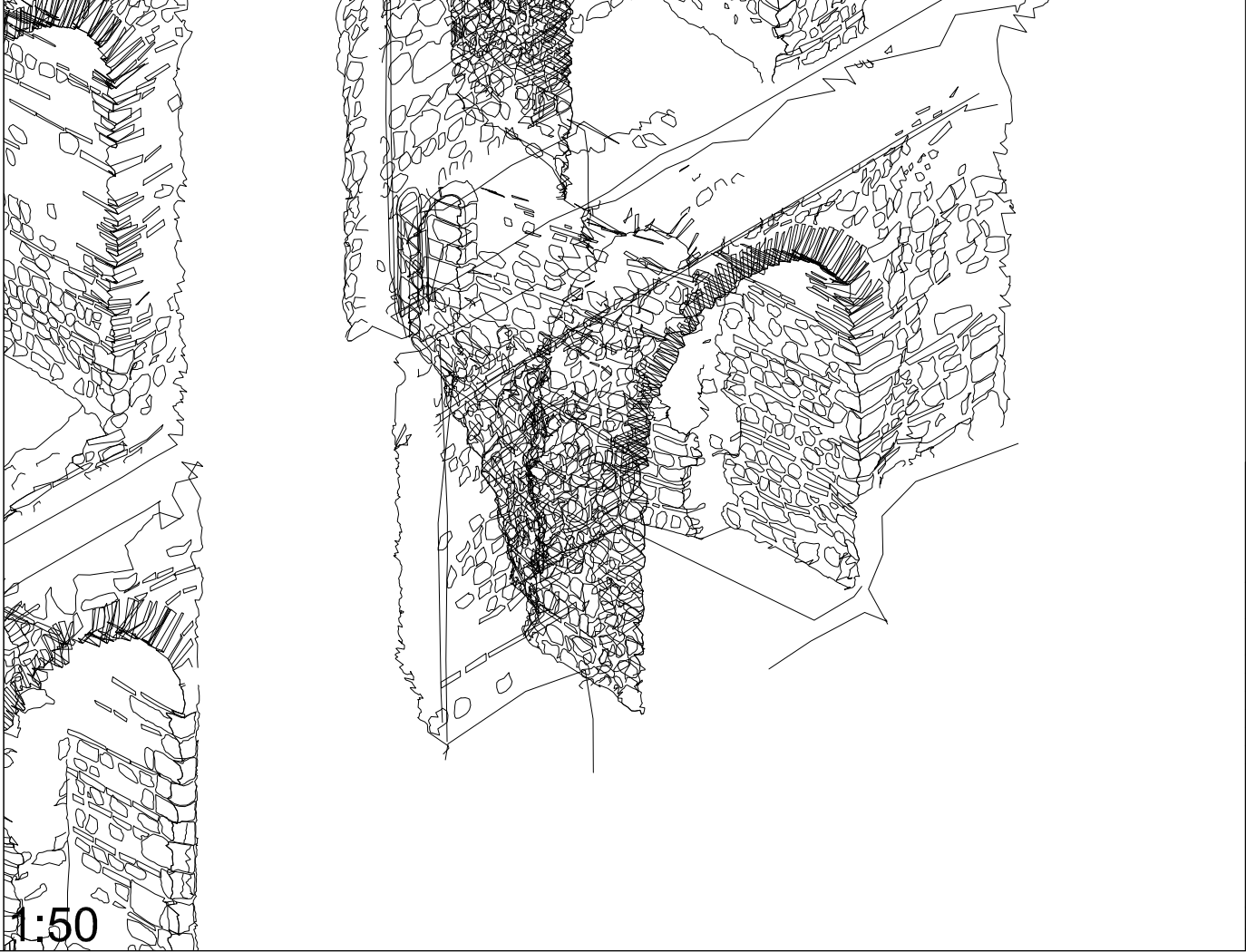




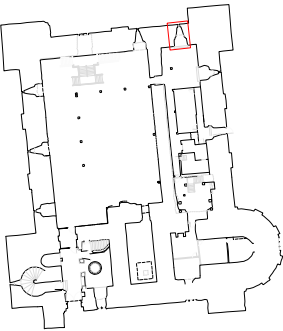
1:25



1:50



1:50




NOTE  
This drawing must not be reissued, loaned or copied without the written consent of NPS Property Consultants Ltd. (the originator).  
All errors, omissions, discrepancies should be reported to the originator immediately.  
All dimensions to be checked before site fabrication by the contractor, his sub-contractor or supplier.  
Do not scale plans - use figure or grid dimensions where given.  
Any deviation from the drawing to be reported to the originator immediately.

Drawing No.: EL086	Rev:
Project Name: Colchester Castle-Elevations	
Drawing Title: Window 06	
Project Number:01-04-13-2-1360	
Client: Colchester Borough Council	
Drawn by: SW	Checked by:
Date: April 2014	Scale: Various@A3

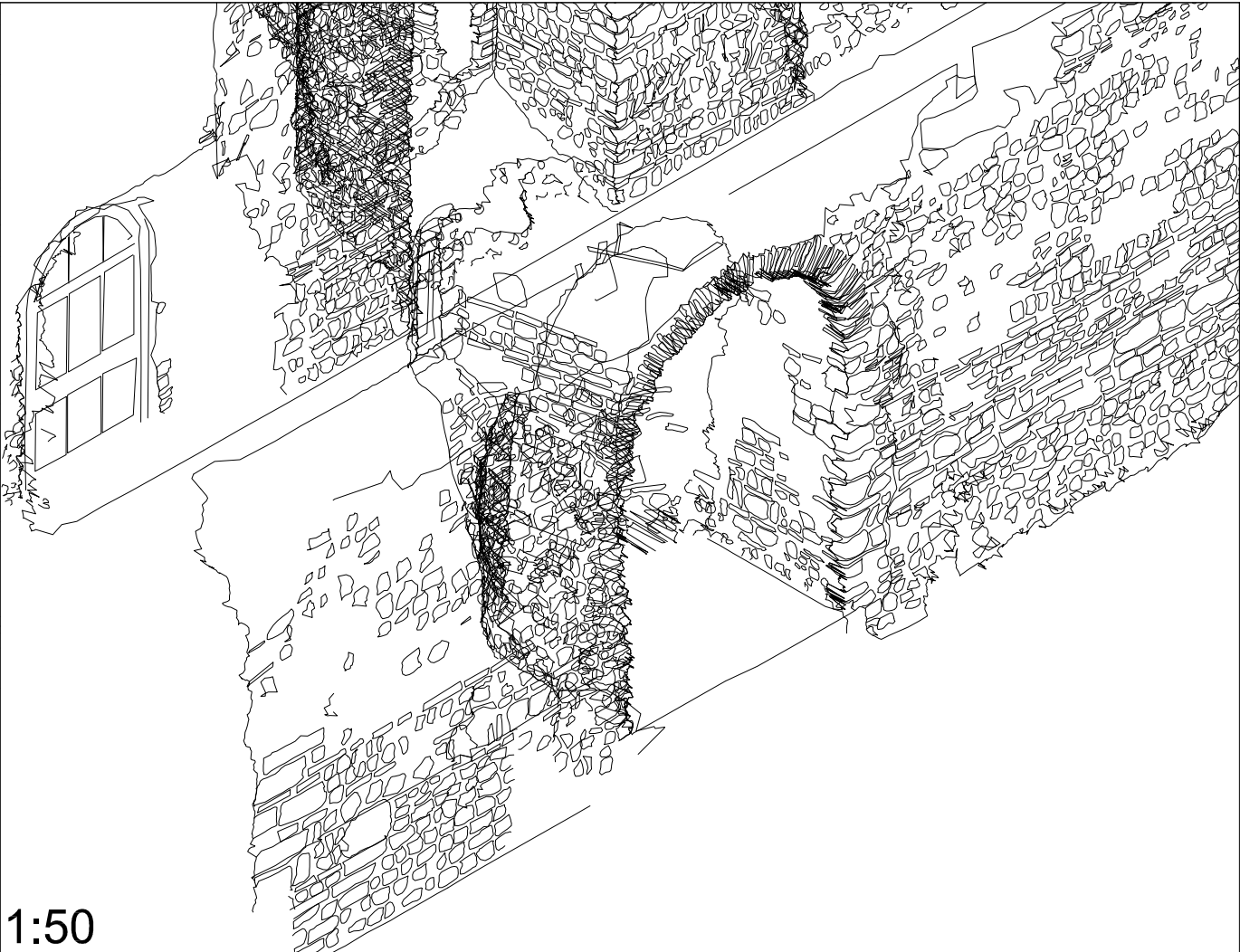


NPS Property Consultants Ltd - Land Survey Team  
Sands House - 80 Mountgarden, Norwich, NR1 1PY  
© NPS. This drawing may not be reproduced in any form without prior written agreement.






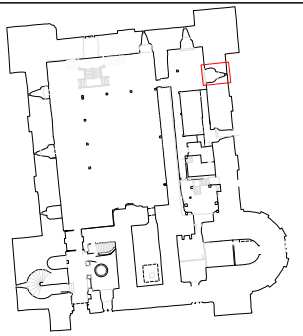
1:25



1:50



1:50



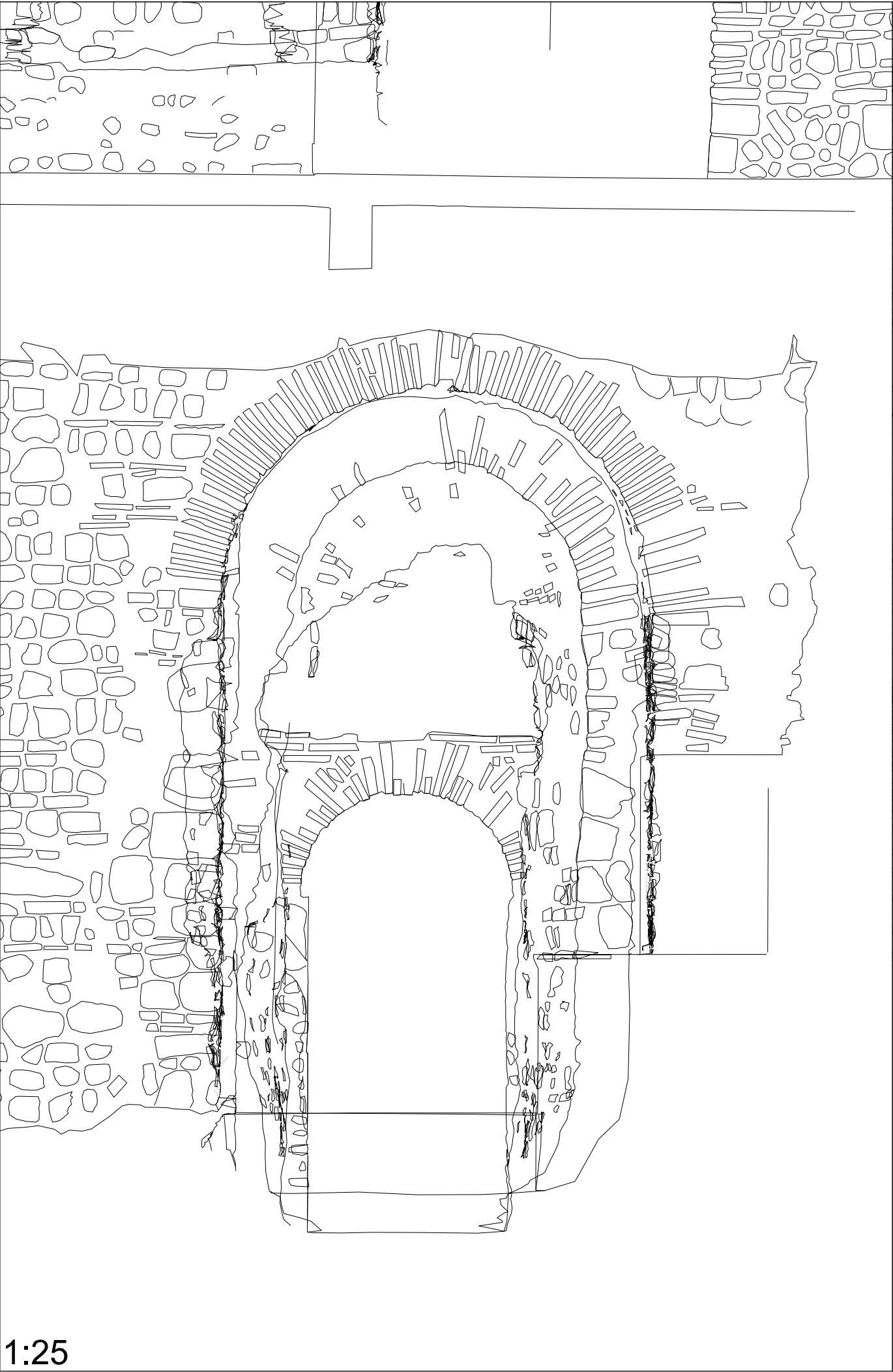
NOTE  
This drawing must not be reissued, loaned or copied without the written consent of NPS Property Consultants Ltd. (the originator).  
All errors, omissions, discrepancies should be reported to the originator immediately.  
All dimensions to be checked before site fabrication by the contractor, his sub-contractor or supplier.  
Do not scale plans - use figure or grid dimensions where given.  
Any deviation from the drawing to be reported to the originator immediately.

Drawing No.: EL087		Rev:
Project Name: Colchester Castle-Elevations		
Drawing Title: Window 07		
Project Number:01-04-13-2-1360		
Client: Colchester Borough Council		
Drawn by: SW	Checked by:	
Date: April 2014	Scale: Various@A3	




NPS Property Consultants Ltd - Land Survey Team  
© NPS This drawing may not be reproduced in any form without prior written agreement.

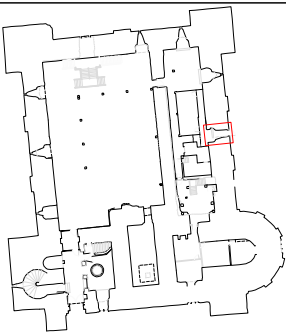




1:25



1:50



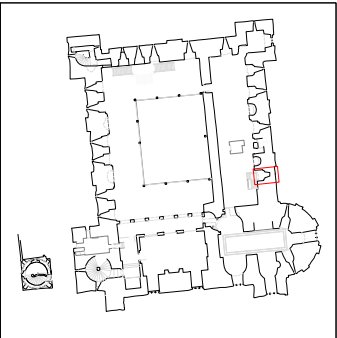



NOTE  
This drawing must not be reissued, loaned or copied without the written consent of NPS Property Consultants Ltd. (the originator).  
All errors, omissions, discrepancies should be reported to the originator immediately.  
All dimensions to be checked before site fabrication by the contractor, his sub-contractor or supplier.  
Do not scale plans - use figure or grid dimensions where given.  
Any deviation from the drawing to be reported to the originator immediately.

Drawing No.:	EL088	Rev:	
Project Name: Colchester Castle-Elevations			
Drawing Title: Window 08			
Project Number:01-04-13-2-1360			
Client: Colchester Borough Council			
Drawn by: SW	Checked by:		
Date: April 2014	Scale: Various@A3		



NPS Property Consultants Ltd - Land Survey Team  
Sands House - 80 Mountgarden, Norwich, NR1 1PY  
© NPS. This drawing may not be reproduced in any form without prior written agreement.





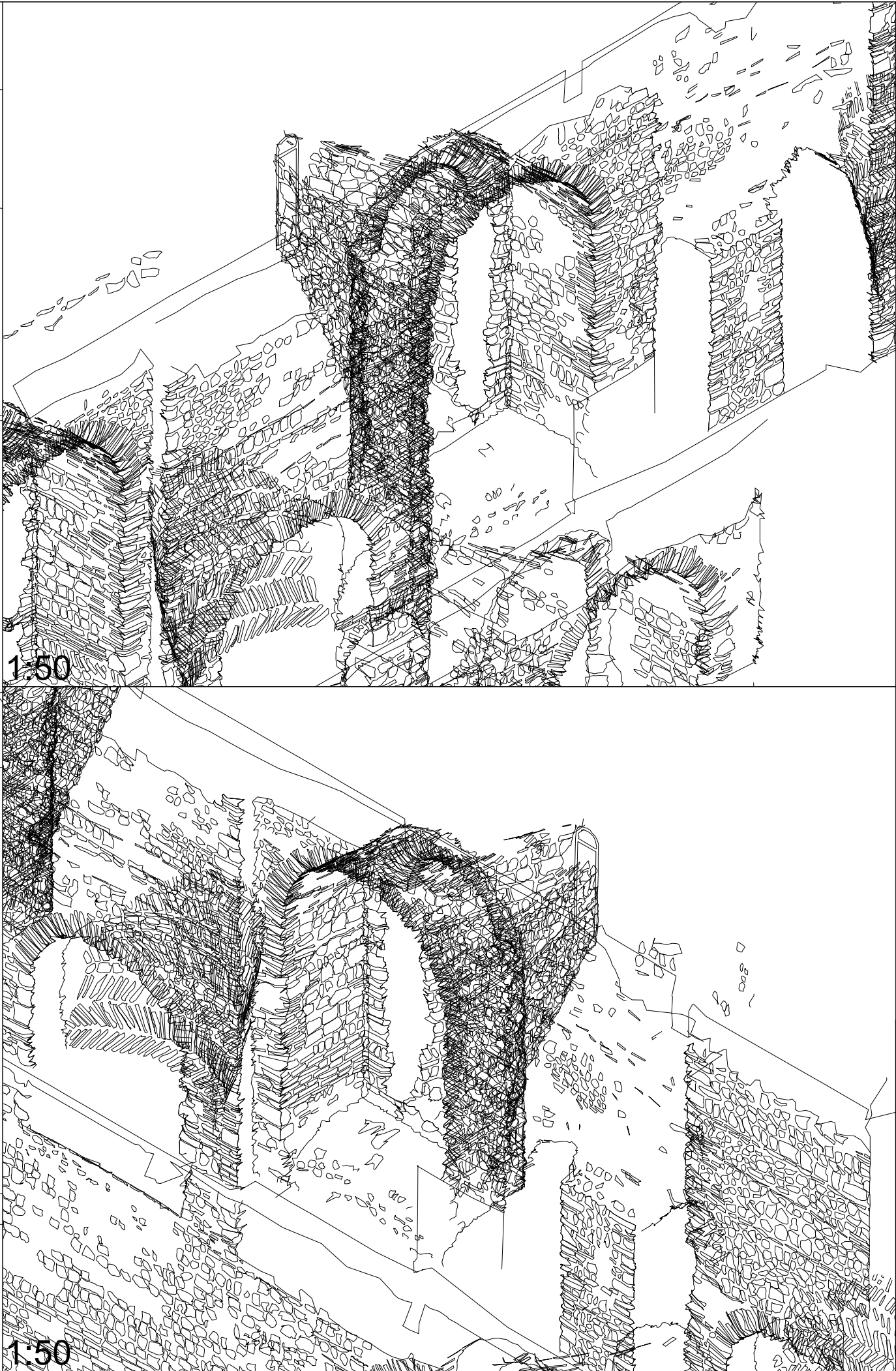

NOTE  
This drawing must not be reissued, loaned or copied without the written consent of NPS Property Consultants Ltd. (the originator).  
All errors, omissions, discrepancies should be reported to the originator immediately.  
All dimensions to be checked before site fabrication by the contractor, his sub-contractor or supplier.  
Do not scale plans - use figure or grid dimensions where given.  
Any deviation from the drawing to be reported to the originator immediately.

Drawing No.:	EL089	Rev:	
Project Name: Colchester Castle-Elevations			
Drawing Title: Window 09			
Project Number:01-04-13-2-1360			
Client: Colchester Borough Council			
Drawn by: SW	Checked by:		
Date: April 2014	Scale: Various@A3		



NPS Property Consultants Ltd - Land Survey Team  
Surrey House - 30 Mountgarden, Norwich, NR1 1PY  
© NPS. This drawing may not be reproduced in any form without prior written agreement.








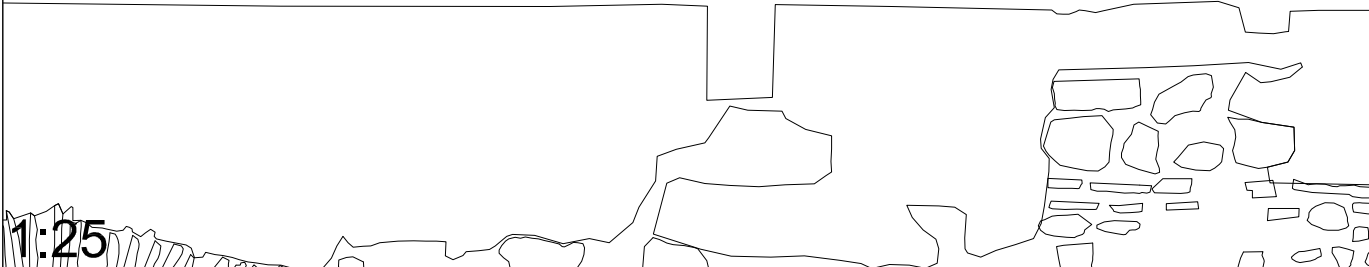
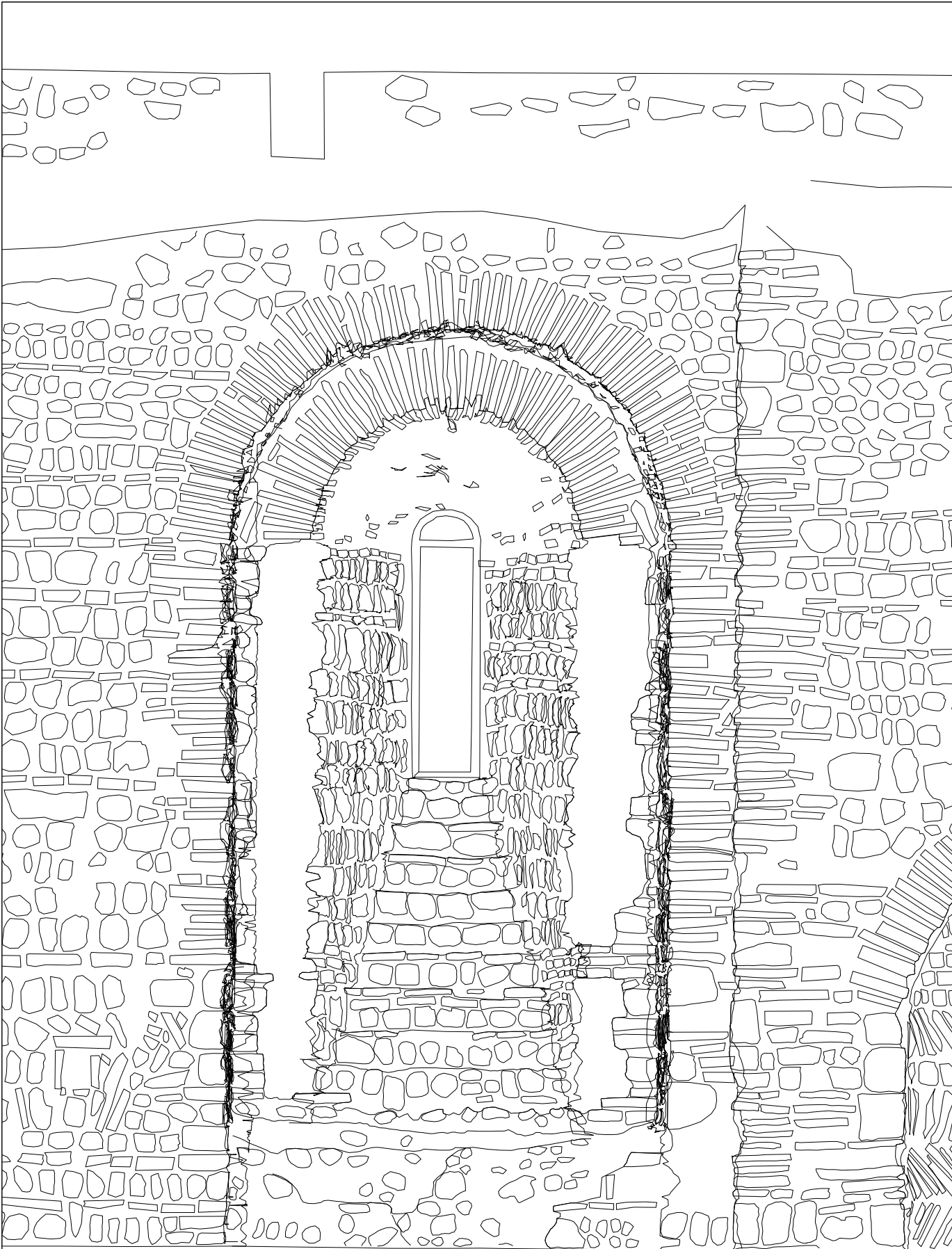
NOTE  
This drawing must not be reissued, loaned or copied without the written consent of NPS Property Consultants Ltd. (the originator).  
All errors, omissions, discrepancies should be reported to the originator immediately.  
All dimensions to be checked before site fabrication by the contractor, his sub-contractor or supplier.  
Do not scale plans - use figure or grid dimensions where given.  
Any deviation from the drawing to be reported to the originator immediately.

Drawing No.: EL090		Rev:
Project Name: Colchester Castle-Elevations		
Drawing Title: Window 10		
Project Number:01-04-13-2-1360		
Client: Colchester Borough Council		
Drawn by: SW	Checked by:	
Date: April 2014	Scale: Various@A3	





NPS Property Consultants Ltd - Land Survey Team  
Surrey House - 50 Mountbatten Road, Weymouth, Dorset, DT9 1PY  
© NPS This drawing may not be reproduced in any form without prior written agreement.

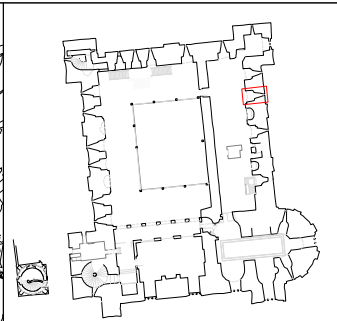




1:25




1:50

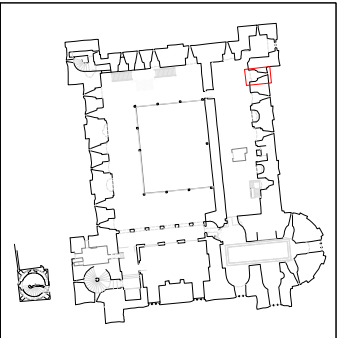





NOTE  
This drawing must not be reissued, loaned or copied without the written consent of NPS Property Consultants Ltd. (the originator).  
All errors, omissions, discrepancies should be reported to the originator immediately.  
All dimensions to be checked before site fabrication by the contractor, his sub-contractor or supplier.  
Do not scale plans - use figure or grid dimensions where given.  
Any deviation from the drawing to be reported to the originator immediately.

Drawing No.:	EL091	Rev.:	
Project Name: Colchester Castle-Elevations			
Drawing Title: Window 11			
Project Number:01-04-13-2-1360			
Client: Colchester Borough Council			
Drawn by: SW	Checked by:		
Date: April 2014	Scale: Various@A3		








NOTE  
This drawing must not be reissued, loaned or copied without the written consent of NPS Property Consultants Ltd. (the originator).  
All errors, omissions, discrepancies should be reported to the originator immediately.  
All dimensions to be checked before site fabrication by the contractor, his sub-contractor or supplier.  
Do not scale plans - use figure or grid dimensions where given.  
Any deviation from the drawing to be reported to the originator immediately.

Drawing No.:	EL092	Rev:	
Project Name: Colchester Castle-Elevations			
Drawing Title: Window 12			
Project Number: 01-04-13-2-1360			
Client: Colchester Borough Council			
Drawn by: SW	Checked by:		
Date: April 2014	Scale: Various@A3		




NPS Property Consultants Ltd - Land Survey Team  
Grand Isle - 30 Mountgarden, Newry, BT61 1PY  
© NPS This drawing may not be reproduced in any form without prior written agreement.






diator

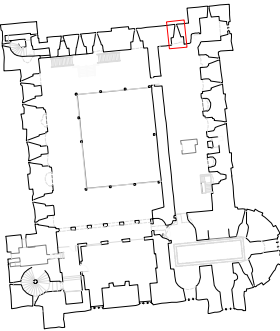
1:25



1:50



1:50



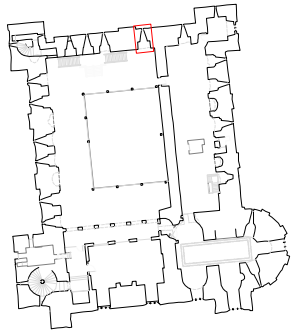

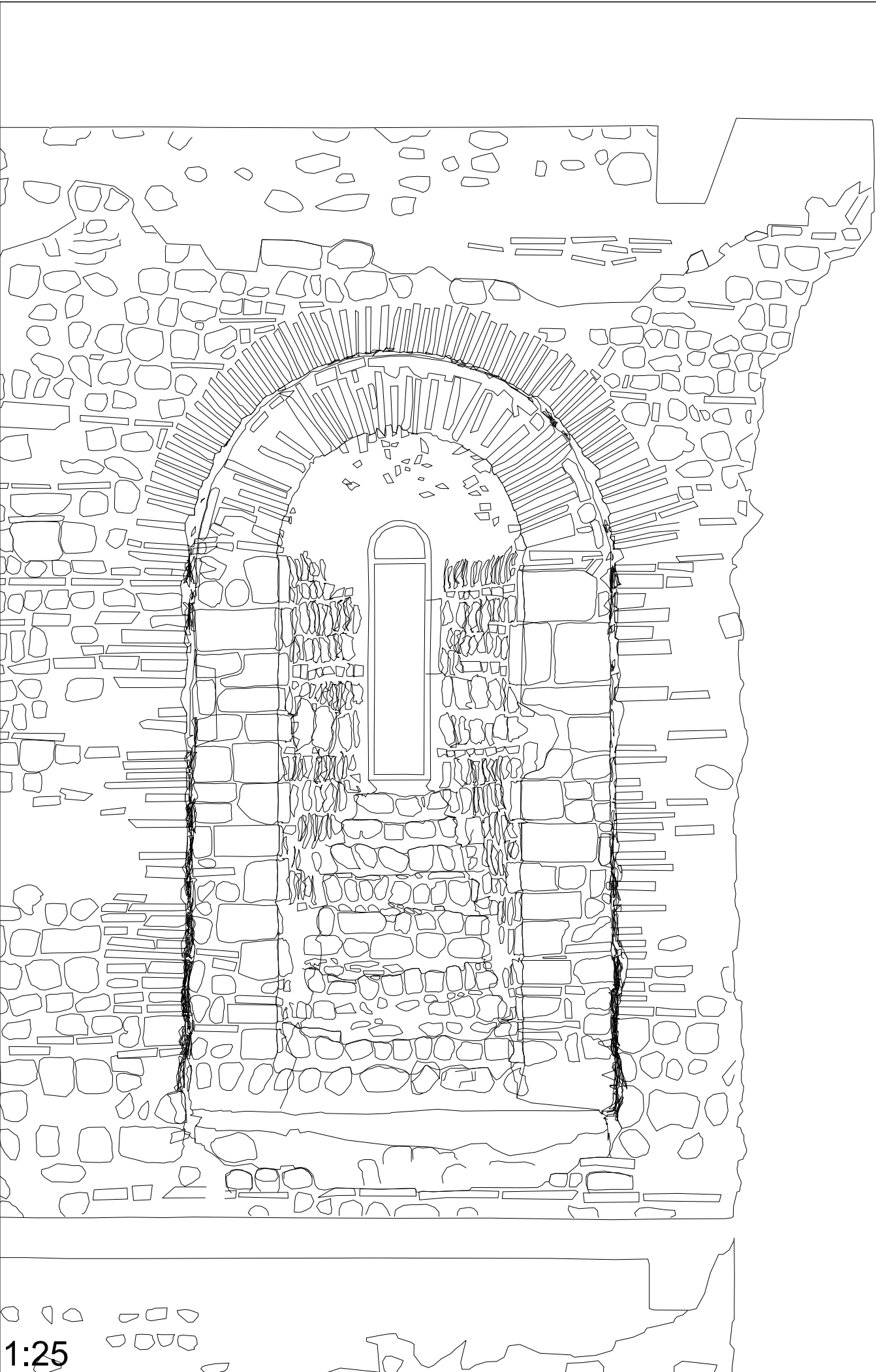
NOTE  
This drawing must not be reissued, loaned or copied without the written consent of NPS Property Consultants Ltd. (the originator).  
All errors, omissions, discrepancies should be reported to the originator immediately.  
All dimensions to be checked before site fabrication by the contractor, his sub-contractor or supplier.  
Do not scale plans - use figure or grid dimensions where given.  
Any deviation from the drawing to be reported to the originator immediately.

Drawing No.: EL093 Rev:  
Project Name: Colchester Castle-Elevations  
Drawing Title: Window 13  
Project Number:01-04-13-2-1360  
Client: Colchester Borough Council  
Drawn by:SW Checked by:  
Date: April 2014 Scale: Various@A3



NPS Property Consultants Ltd - Land Survey Team  
Sands House - 80 Mountgarden, Norwich, NR1 1PY  
© NPS This drawing may not be reproduced in any form without prior written agreement.





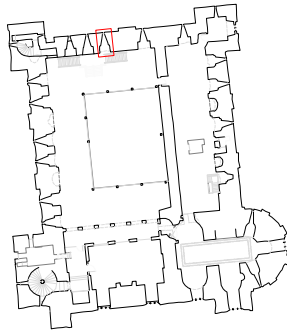



NOTE  
This drawing must not be reissued, loaned or copied without the written consent of NPS Property Consultants Ltd. (the originator).  
All errors, omissions, discrepancies should be reported to the originator immediately.  
All dimensions to be checked before site fabrication by the contractor, his sub-contractor or supplier.  
Do not scale plans - use figure or grid dimensions where given.  
Any deviation from the drawing to be reported to the originator immediately.

Drawing No.: EL094	Rev:
Project Name: Colchester Castle-Elevations	
Drawing Title: Window 14	
Project Number: 01-04-13-2-1360	
Client: Colchester Borough Council	
Drawn by: SW	Checked by:
Date: April 2014	Scale: Various@A3



NPS Property Consultants Ltd - Land Survey Team  
Surrey House - 10 Mountbatten Road, Weymouth, Dorset, DT9 1PY  
© NPS This drawing may not be reproduced in any form without prior written agreement.





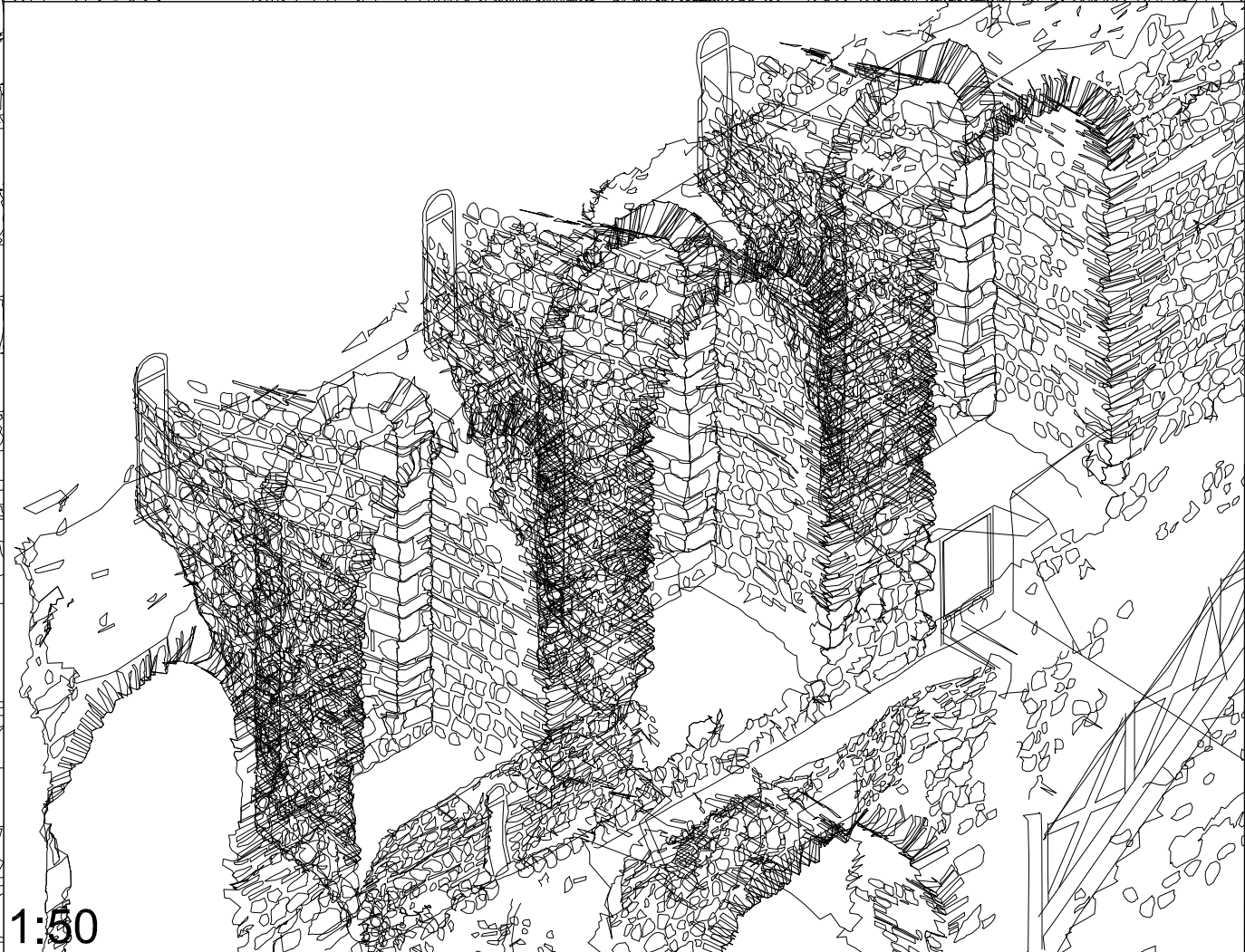

NOTE  
This drawing must not be reissued, loaned or copied without the written consent of NPS Property Consultants Ltd. (the originator).  
All errors, omissions, discrepancies should be reported to the originator immediately.  
All dimensions to be checked before site fabrication by the contractor, his sub-contractor or supplier.  
Do not scale plans - use figure or grid dimensions where given.  
Any deviation from the drawing to be reported to the originator immediately.

Drawing No.:	EL095	Rev:	
Project Name: Colchester Castle-Elevations			
Drawing Title: Window 15			
Project Number: 01-04-13-2-1360			
Client: Colchester Borough Council			
Drawn by: SW	Checked by:		
Date: April 2014	Scale: Various@A3		



NPS Property Consultants Ltd - Land Survey Team  
Grounds House - 30 Mountgarden, Norwich, NR1 1PY  
© NPS This drawing may not be reproduced in any form without prior written agreement.





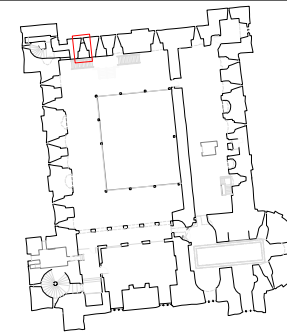


**NOTE**  
This drawing must not be reissued, loaned or copied without the written consent of NPS Property Consultants Ltd. (the originator).  
All errors, omissions, discrepancies should be reported to the originator immediately.  
All dimensions to be checked before site fabrication by the contractor, his sub-contractor or supplier.  
Do not scale plans - use figure or grid dimensions where given.  
Any deviation from the drawing to be reported to the originator immediately.

Drawing No.: EL096		Rev:
Project Name: Colchester Castle-Elevations		
Drawing Title: Window 16		
Project Number:01-04-13-2-1360		
Client: Colchester Borough Council		
Drawn by: SW	Checked by:	
Date: April 2014	Scale: Various@A3	

NPS Property Consultants Ltd - Land Survey Team  
Surrey House - 30 Mountbatten Road, Weymouth, Dorset DT9 1PY  
© NPS This drawing may not be reproduced in any form without prior written agreement.





NOTE  
This drawing must not be reissued, loaned or copied without the written consent of NPS Property Consultants Ltd. (the originator).  
All errors, omissions, discrepancies should be reported to the originator immediately.  
All dimensions to be checked before site fabrication by the contractor or his sub-contractor or supplier.  
Do not scale plans - use figure or grid dimensions where given.  
Any deviation from the drawing to be reported to the originator immediately.

Drawing No.: EL097                      Rev:

Project Name: Colchester Castle-Elevation

Drawing Title: Window 17

Project Number:01-04-13-2-1360

Client: Colchester Borough Council



Drawn by: SW	Checked by:
--------------	-------------

Date: April 2014	Scale: Various@A3
------------------	-------------------





NPS Property Consultants Ltd - Land Survey Team  
Scandic House - 85 Mountgate, Norwich, NR1 1PY  
© NPS This drawing may not be reproduced in any form without prior written agreement

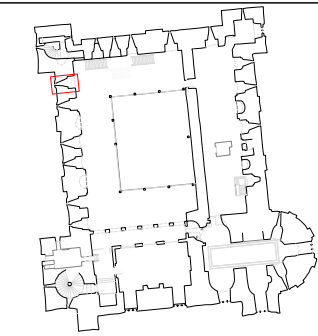




1:25



1:50



NOTE  
This drawing must not be reissued, loaned or copied without the written consent of NPS Property Consultants Ltd. (the originator).  
All errors, omissions, discrepancies should be reported to the originator immediately.  
All dimensions to be checked before site fabrication by the contractor, his sub-contractor or supplier.  
Do not scale plans - use figure or grid dimensions where given.  
Any deviation from the drawing to be reported to the originator immediately.

Drawing No.: EL098 Rev:

Project Name: Colchester Castle-Elevations

Drawing Title: Window 18

Project Number: 01-04-13-2-1360

Client: Colchester Borough Council

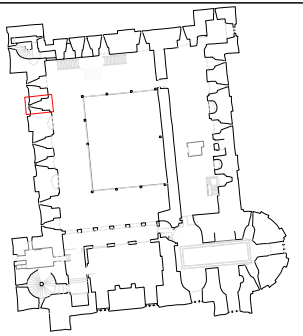




Drawn by: SW Checked by:

Date: April 2014 Scale: Various@A3



NPS Property Consultants Ltd - Land Survey Team  
Surrey House - 10 Mountbatten Road, Weymouth, Dorset, DT9 1PY  
© NPS This drawing may not be reproduced in any form without prior written agreement.





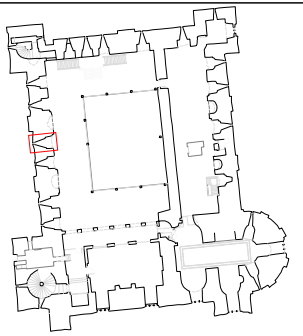



NOTE  
This drawing must not be reissued, loaned or copied without the written consent of NPS Property Consultants Ltd. (the originator).  
All errors, omissions, discrepancies should be reported to the originator immediately.  
All dimensions to be checked before site fabrication by the contractor, his sub-contractor or supplier.  
Do not scale plans - use figure or grid dimensions where given.  
Any deviation from the drawing to be reported to the originator immediately.

Drawing No.:	EL099	Rev:	
Project Name: Colchester Castle-Elevations			
Drawing Title: Window 19			
Project Number:01-04-13-2-1360			
Client: Colchester Borough Council			
Drawn by: SW	Checked by:		
Date: April 2014	Scale: Various@A3		



NPS Property Consultants Ltd - Land Survey Team  
Sandy House - 30 Mountgarden, Norwich, NR1 1PY  
© NPS This drawing may not be reproduced in any form without prior written agreement.







NOTE  
This drawing must not be reissued, loaned or copied without the written consent of NPS Property Consultants Ltd. (the originator).  
All errors, omissions, discrepancies should be reported to the originator immediately.  
All dimensions to be checked before site fabrication by the contractor, his sub-contractor or supplier.  
Do not scale plans - use figure or grid dimensions where given.  
Any deviation from the drawing to be reported to the originator immediately.

Drawing No.:	EL100	Rev:	
Project Name: Colchester Castle-Elevations			
Drawing Title: Window 20			
Project Number: 01-04-13-2-1360			
Client: Colchester Borough Council			
Drawn by: SW	Checked by:		
Date: April 2014	Scale: Various@A3		





NPS Property Consultants Ltd - Land Survey Team  
Garlands House - 30 Mountingale, Newnham, NE1 1PY  
© NPS This drawing may not be reproduced in any form without prior written agreement.

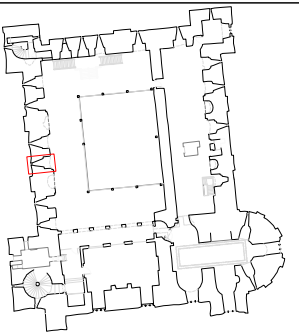




1:25



1:50




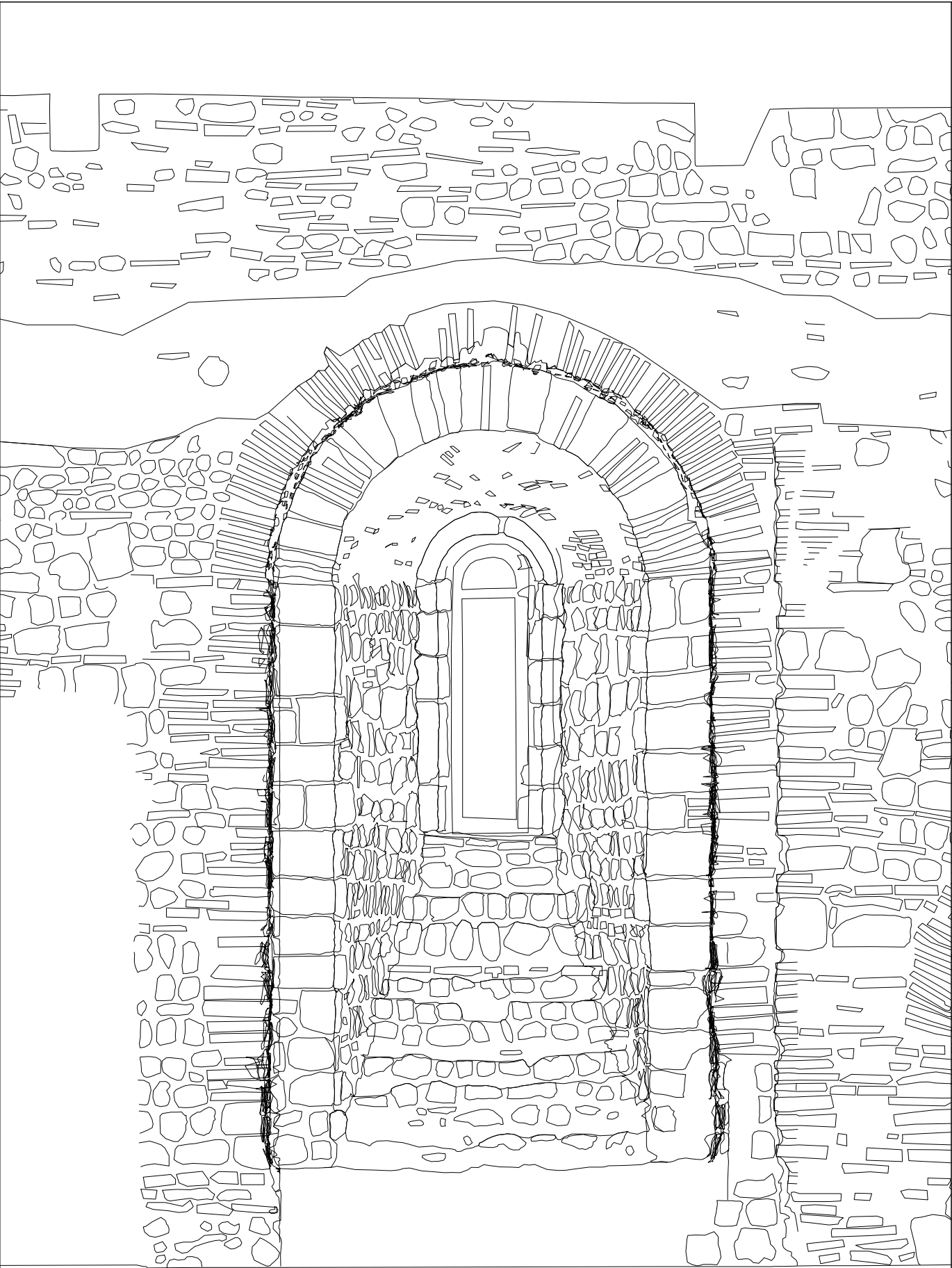
NOTE  
This drawing must not be reissued, loaned or copied without the written consent of NPS Property Consultants Ltd. (the originator).  
All errors, omissions, discrepancies should be reported to the originator immediately.  
All dimensions to be checked before site fabrication by the contractor, his sub-contractor or supplier.  
Do not scale plans - use figure or grid dimensions where given.  
Any deviation from the drawing to be reported to the originator immediately.

Drawing No.:	EL101	Rev:	
Project Name: Colchester Castle-Elevations			
Drawing Title: Window 21			
Project Number: 01-04-13-2-1360			
Client: Colchester Borough Council			
Drawn by: SW	Checked by:		
Date: April 2014	Scale: Various@A3		




NPS Property Consultants Ltd - Land Survey Team  
Head Office - 20 Mountgarden, Norwich, NR1 1PY  
NPS: This drawing may not be reproduced in any form without prior written agreement.






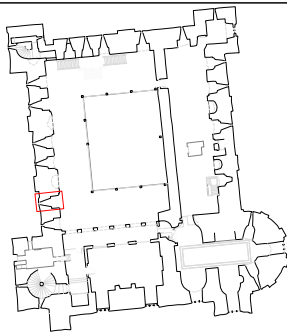
1:25



1:50



1:50



NOTE  
This drawing must not be reissued, loaned or copied without the written consent of NPS Property Consultants Ltd. (the originator).  
All errors, omissions, discrepancies should be reported to the originator immediately.  
All dimensions to be checked before site fabrication by the contractor, his sub-contractor or supplier.  
Do not scale plans - use figure or grid dimensions where given.  
Any deviation from the drawing to be reported to the originator immediately.

Drawing No.: EL102	Rev:
Project Name: Colchester Castle-Elevations	
Drawing Title: Window 22	
Project Number: 01-04-13-2-1360	
Client: Colchester Borough Council	
Drawn by: SW	Checked by:
Date: April 2014	Scale: Various@A3




NPS Property Consultants Ltd - Land Survey Team  
Surrey House - 30 Mountbatten Road, Weymouth, Dorset, DT4 8PY  
© NPS This drawing may not be reproduced in any form without prior written agreement.

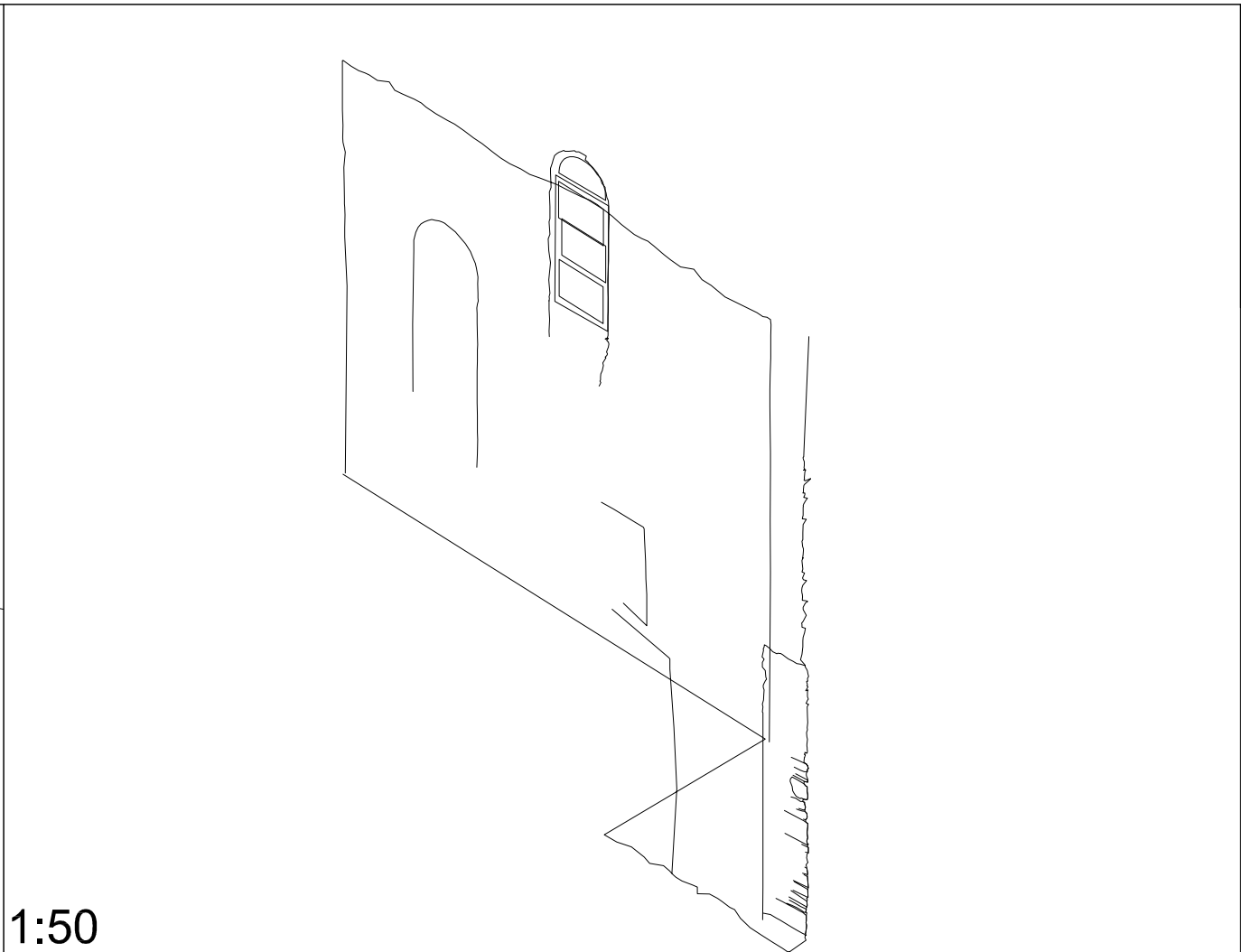









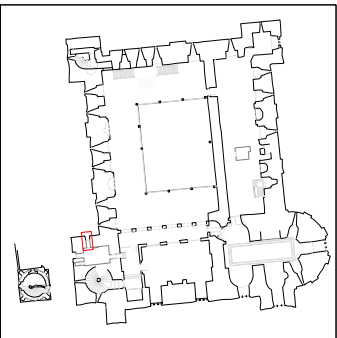
1:25



1:50




1:50




NOTE  
This drawing must not be reissued, loaned or copied without the written consent of NPS Property Consultants Ltd. (the originator).  
All errors, omissions, discrepancies should be reported to the originator immediately.  
All dimensions to be checked before site fabrication by the contractor, his sub-contractor or supplier.  
Do not scale plans - use figure or grid dimensions where given.  
Any deviation from the drawing to be reported to the originator immediately.


Drawing No.: EL104		Rev:
Project Name: Colchester Castle-Elevations		
Drawing Title: Window 24		
Project Number:01-04-13-2-1360		
Client: Colchester Borough Council		
Drawn by:SW	Checked by:	
Date: April 2014	Scale: Various@A3	



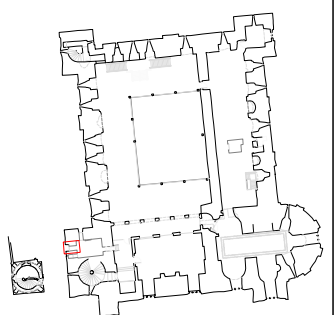
1:25



1:50



1:50

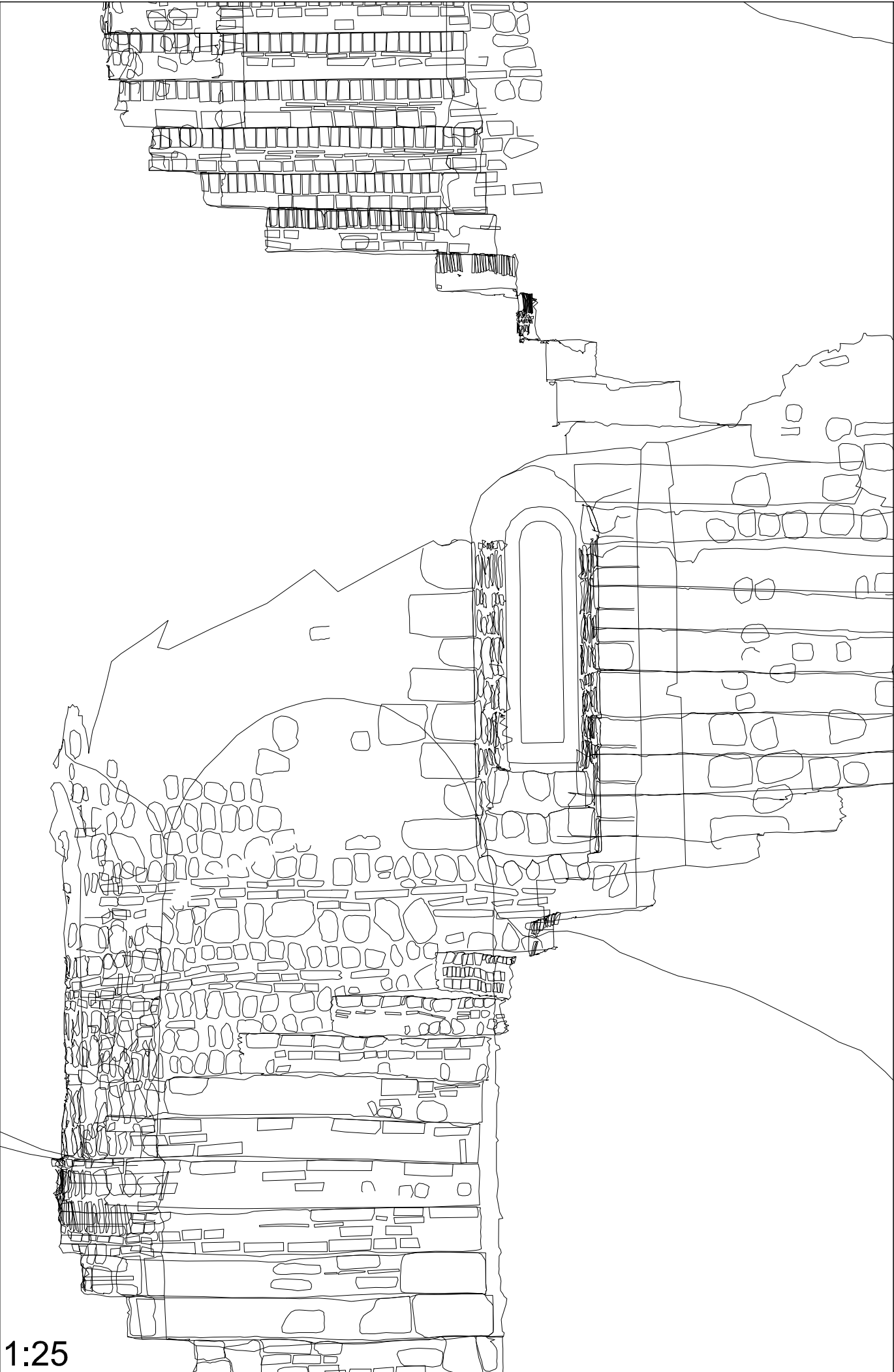


NOTE  
This drawing must not be reissued, loaned or copied without the written consent of NPS Property Consultants Ltd. (the originator).  
All errors, omissions, discrepancies should be reported to the originator immediately.  
All dimensions to be checked before site fabrication by the contractor, his sub-contractor or supplier.  
Do not scale plans - use figure or grid dimensions where given.  
Any deviation from the drawing to be reported to the originator immediately.


Drawing No.: EL105		Rev:
Project Name: Colchester Castle-Elevations		
Drawing Title: Window 25		
Project Number:01-04-13-2-1360		
Client: Colchester Borough Council		
Drawn by:SW	Checked by:	
Date: April 2014	Scale: Various@A3	



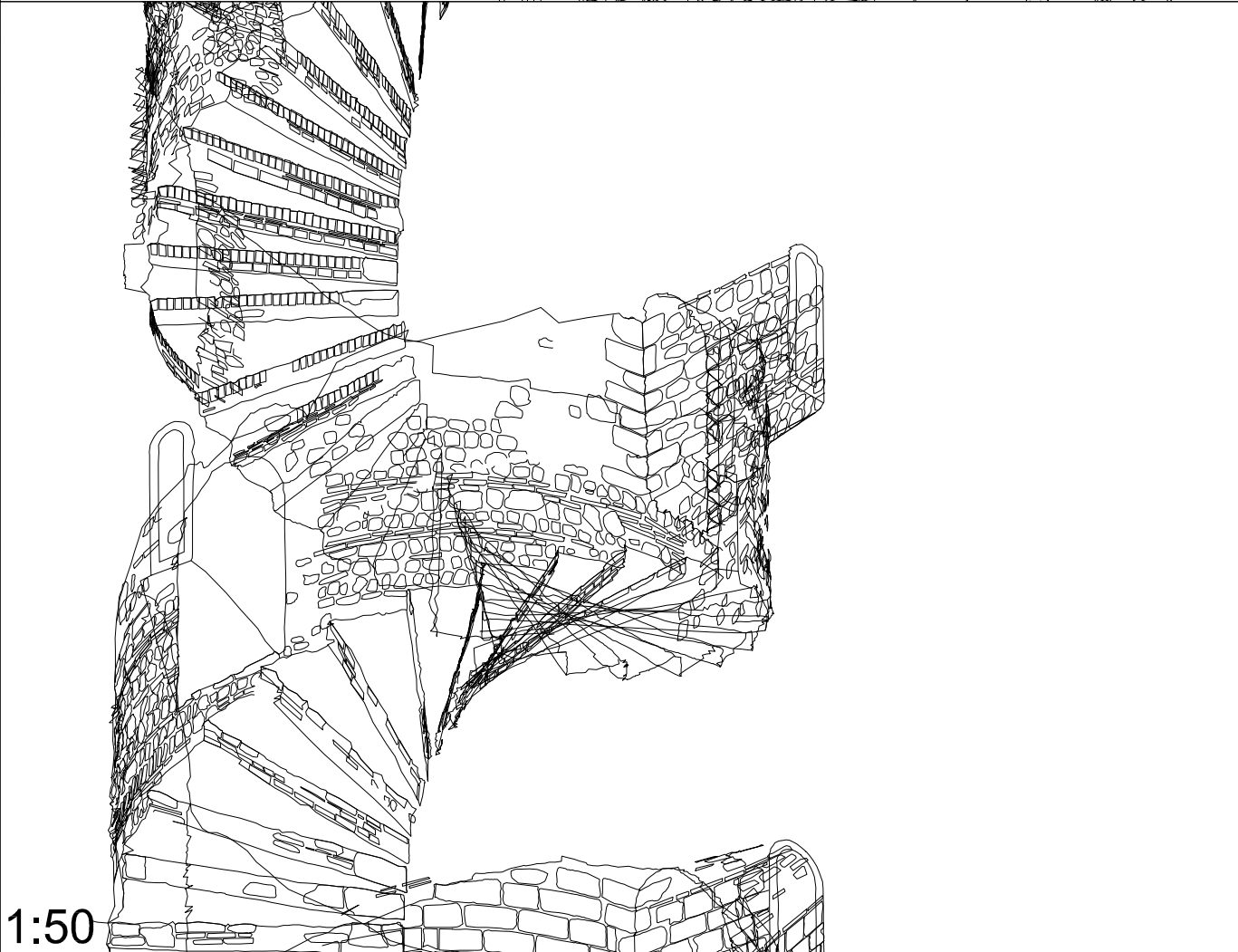
NPS Property Consultants Ltd - Land Survey Team  
Searcote House - 85 Mountingale, Nuneaton, Notts, NG1 1PY  
© NPS. This drawing may not be reproduced in any form without prior written agreement.



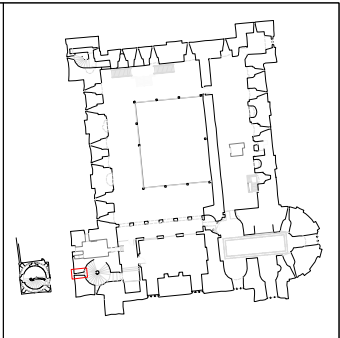
1:25



1:50



1:50



NOTE  
This drawing must not be reissued, loaned or copied without the written consent of NPS Property Consultants Ltd. (the originator).  
All errors, omissions, discrepancies should be reported to the originator immediately.  
All dimensions to be checked before site fabrication by the contractor, his sub-contractor or supplier.  
Do not scale plans - use figure or grid dimensions where given.  
Any deviation from the drawing to be reported to the originator immediately.

Drawing No.: EL106	Rev:
Project Name: Colchester Castle-Elevations	
Drawing Title: Window 26	
Project Number:01-04-13-2-1360	
Client: Colchester Borough Council	
Drawn by:SW	Checked by:
Date: April 2014	Scale: Various@A3

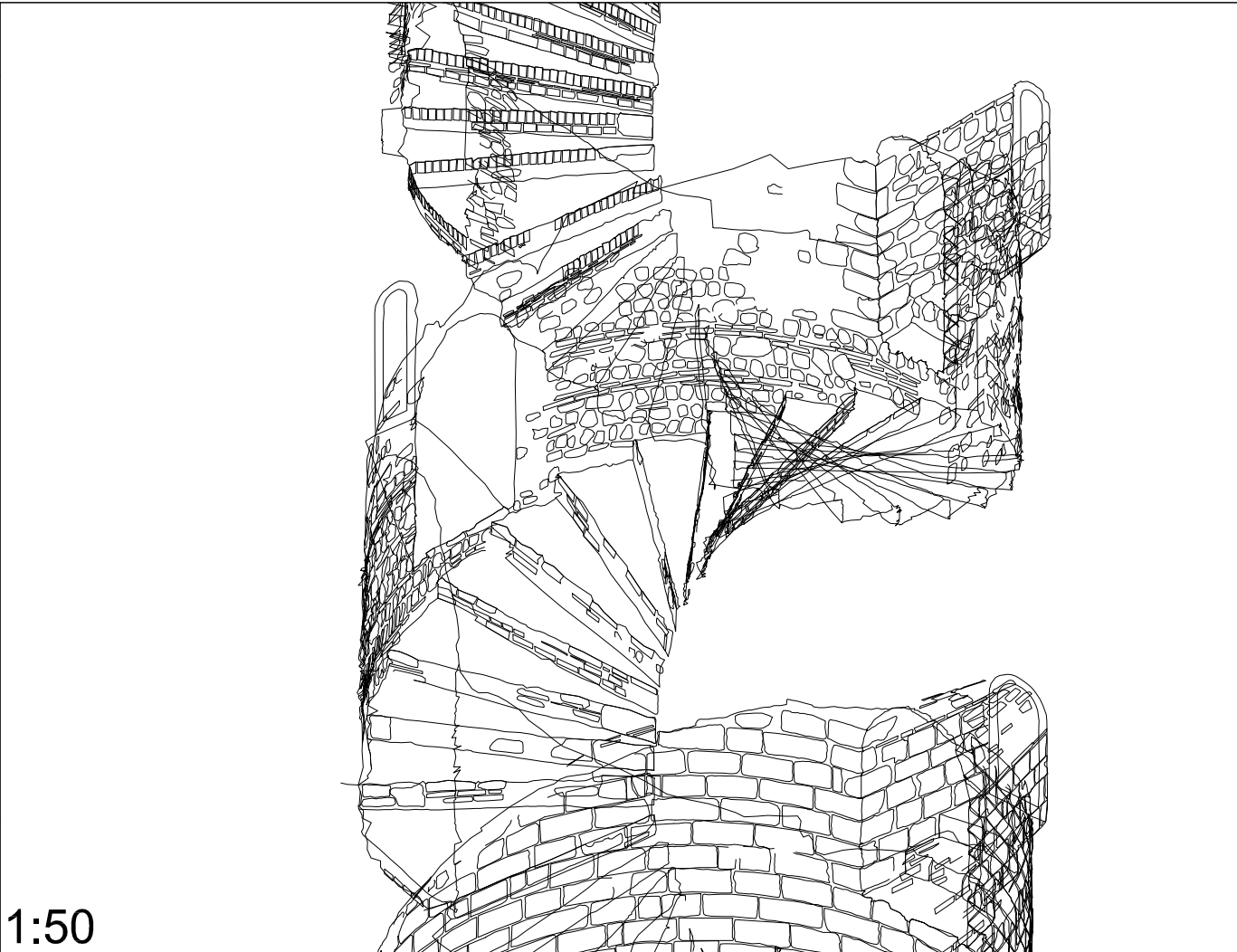


NPS Property Consultants Ltd - Land Survey Team  
Sands House - 80 Mountgarden, Norwich, NR1 1PY  
© NPS - This drawing may not be reproduced in any form without prior written agreement.

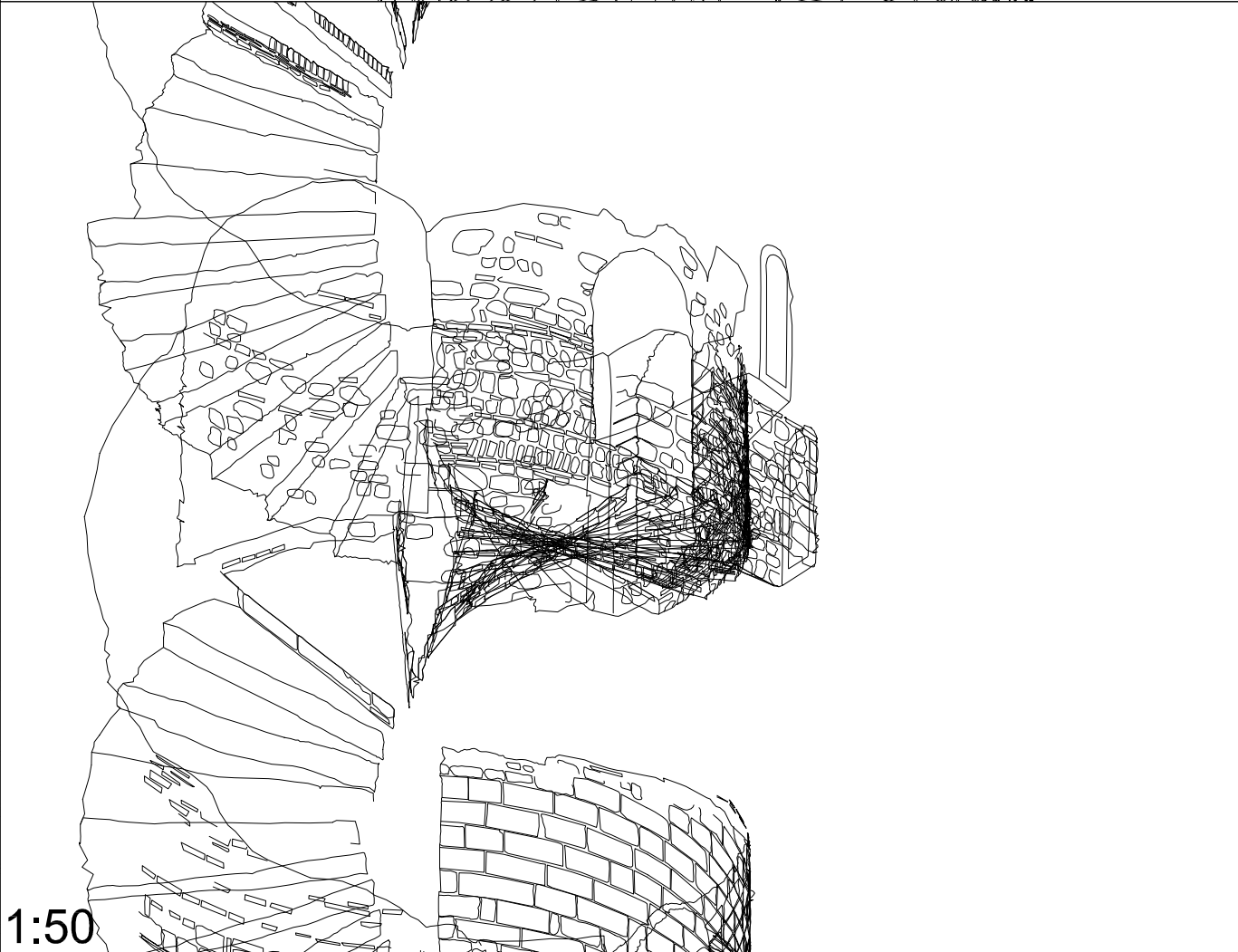




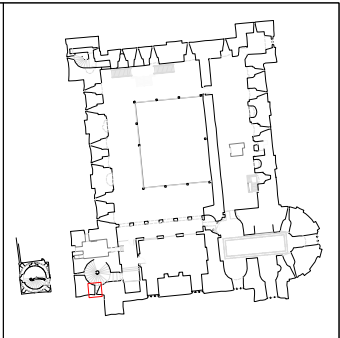
1:25



1:50



1:50

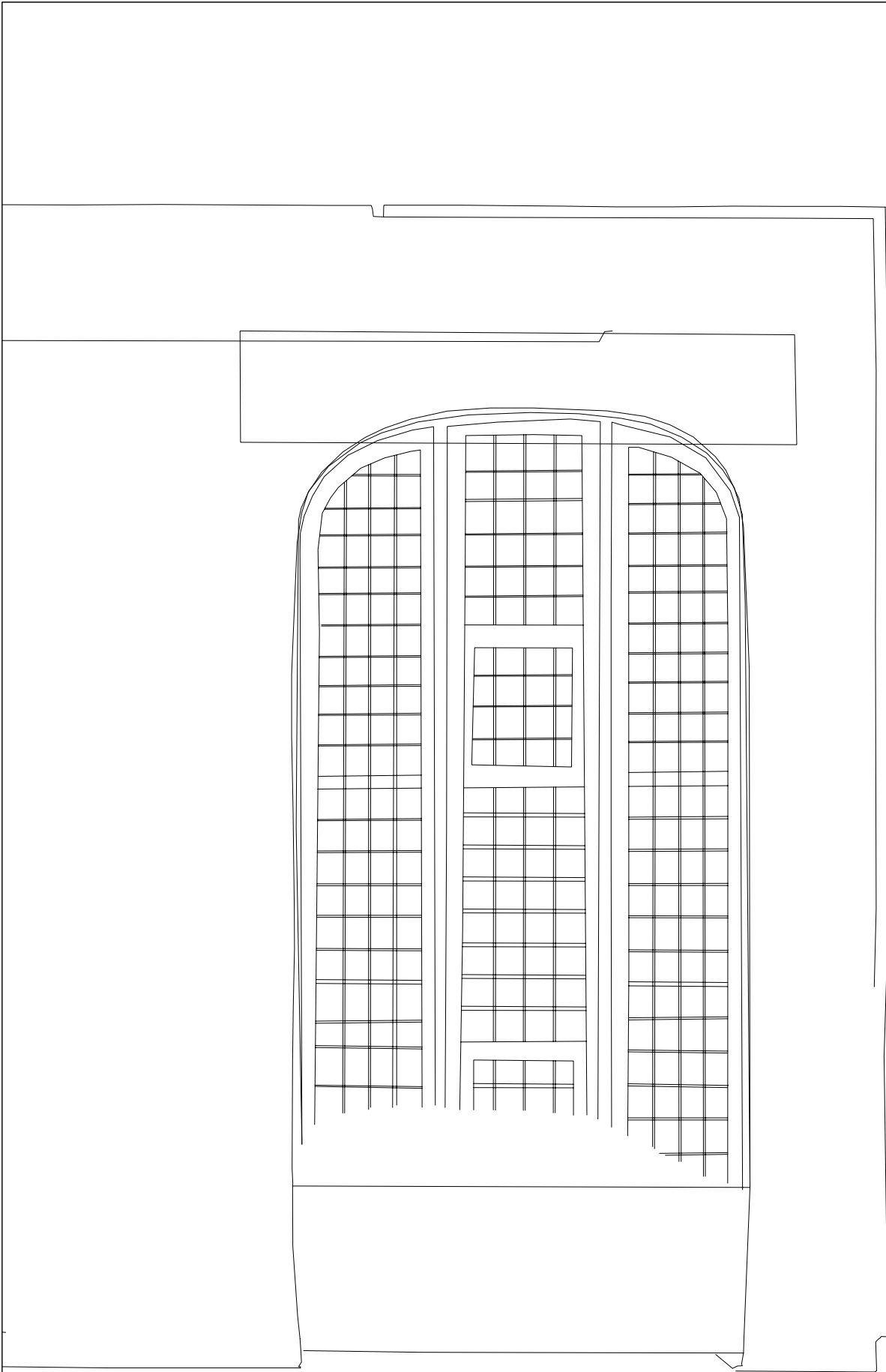


NOTE  
This drawing must not be reissued, loaned or copied without the written consent of NPS Property Consultants Ltd. (the originator).  
All errors, omissions, discrepancies should be reported to the originator immediately.  
All dimensions to be checked before site fabrication by the contractor, his sub-contractor or supplier.  
Do not scale plans - use figure or grid dimensions where given.  
Any deviation from the drawing to be reported to the originator immediately.

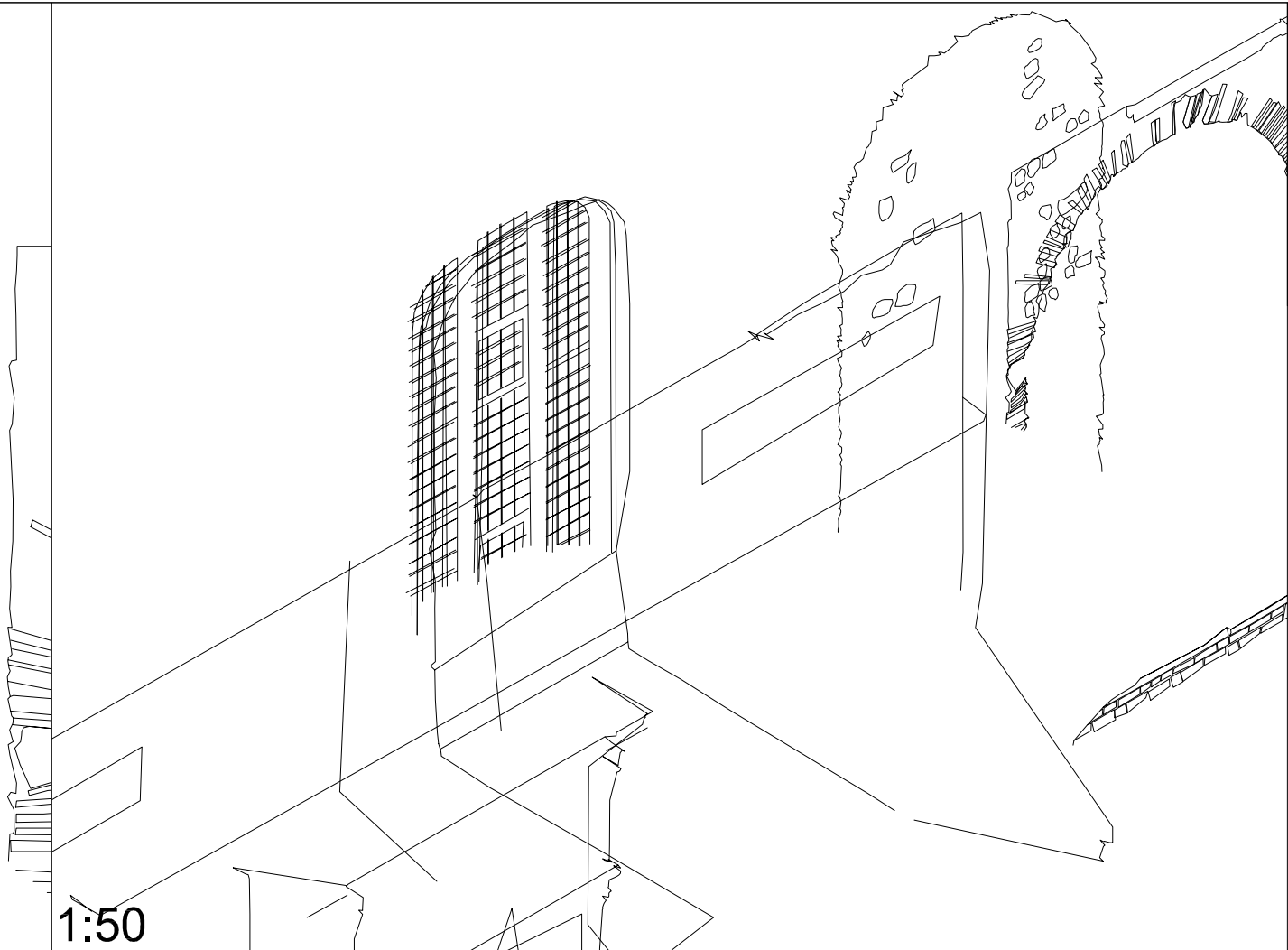
Drawing No.: EL107		Rev:
Project Name: Colchester Castle-Elevations		
Drawing Title: Window 27		
Project Number:01-04-13-2-1360		
Client: Colchester Borough Council		
Drawn by: SW	Checked by:	
Date: April 2014	Scale: Various@A3	



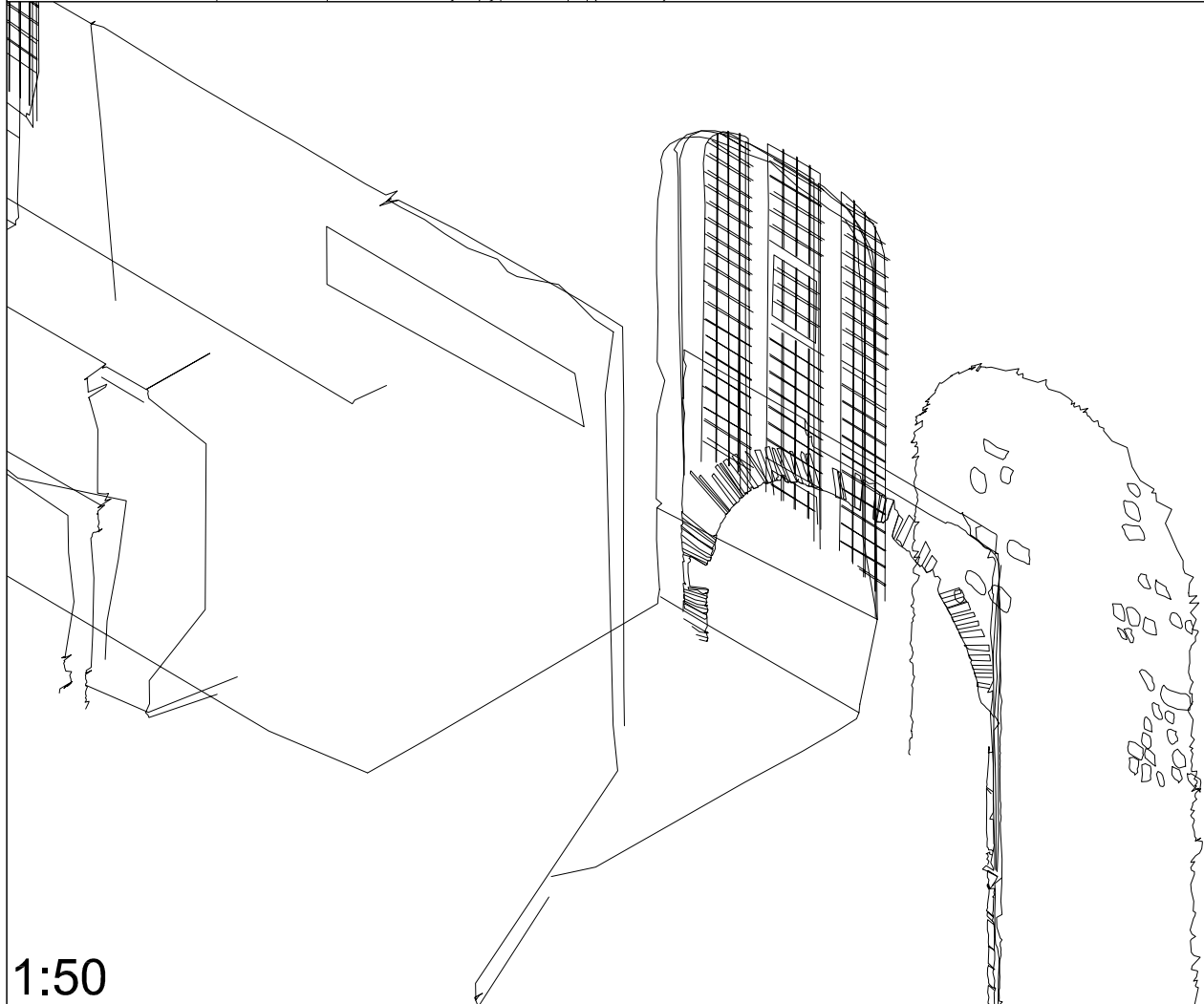
NPS Property Consultants Ltd - Land Survey Team  
Sands House - 80 Mountgarden, Norwich, NR1 1PY  
© NPS. This drawing may not be reproduced in any form without prior written agreement.



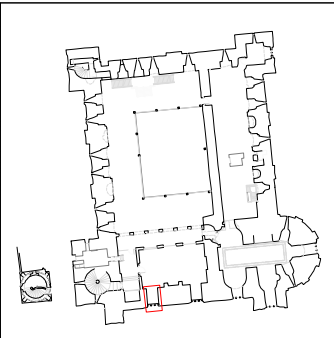
1:25



1:50

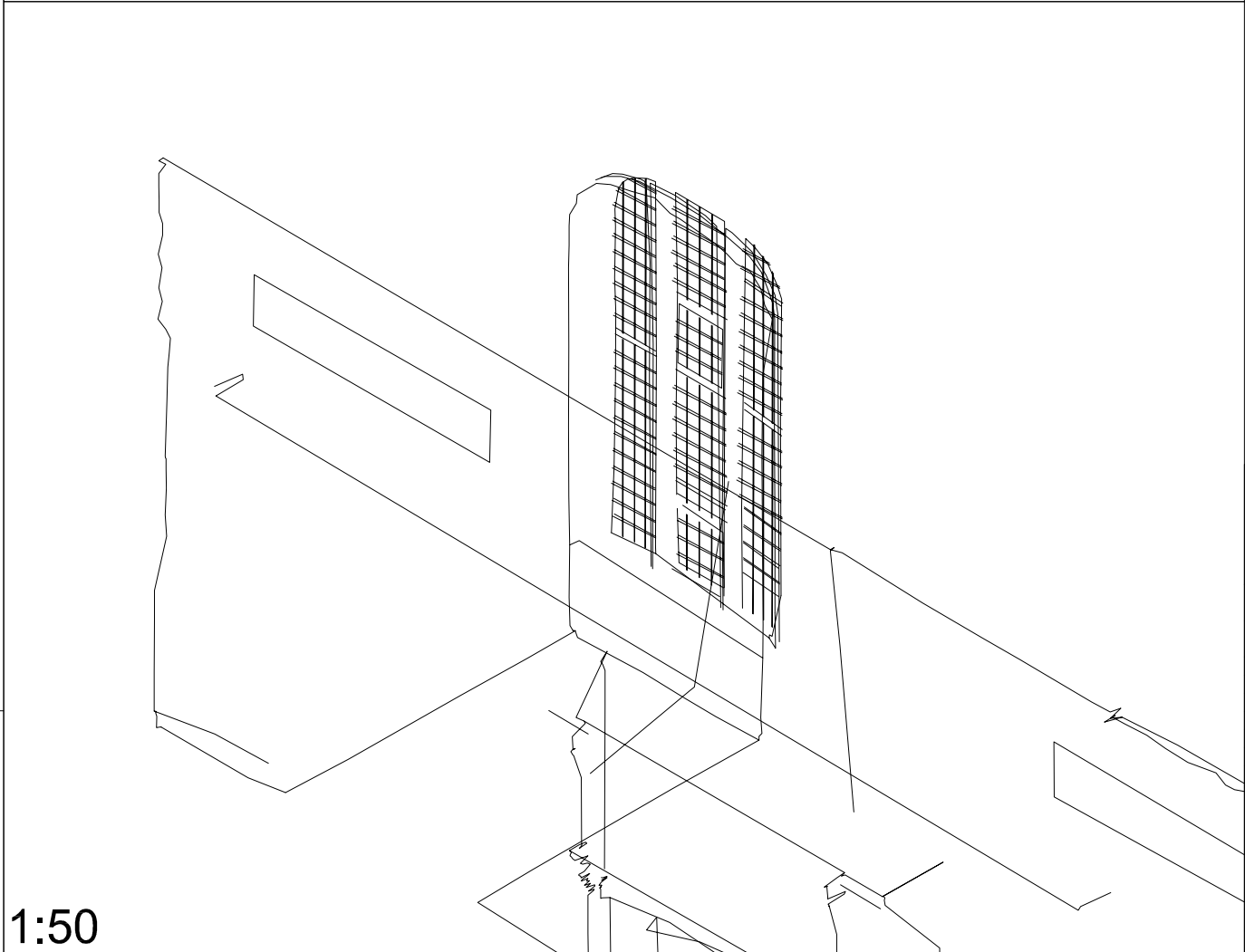
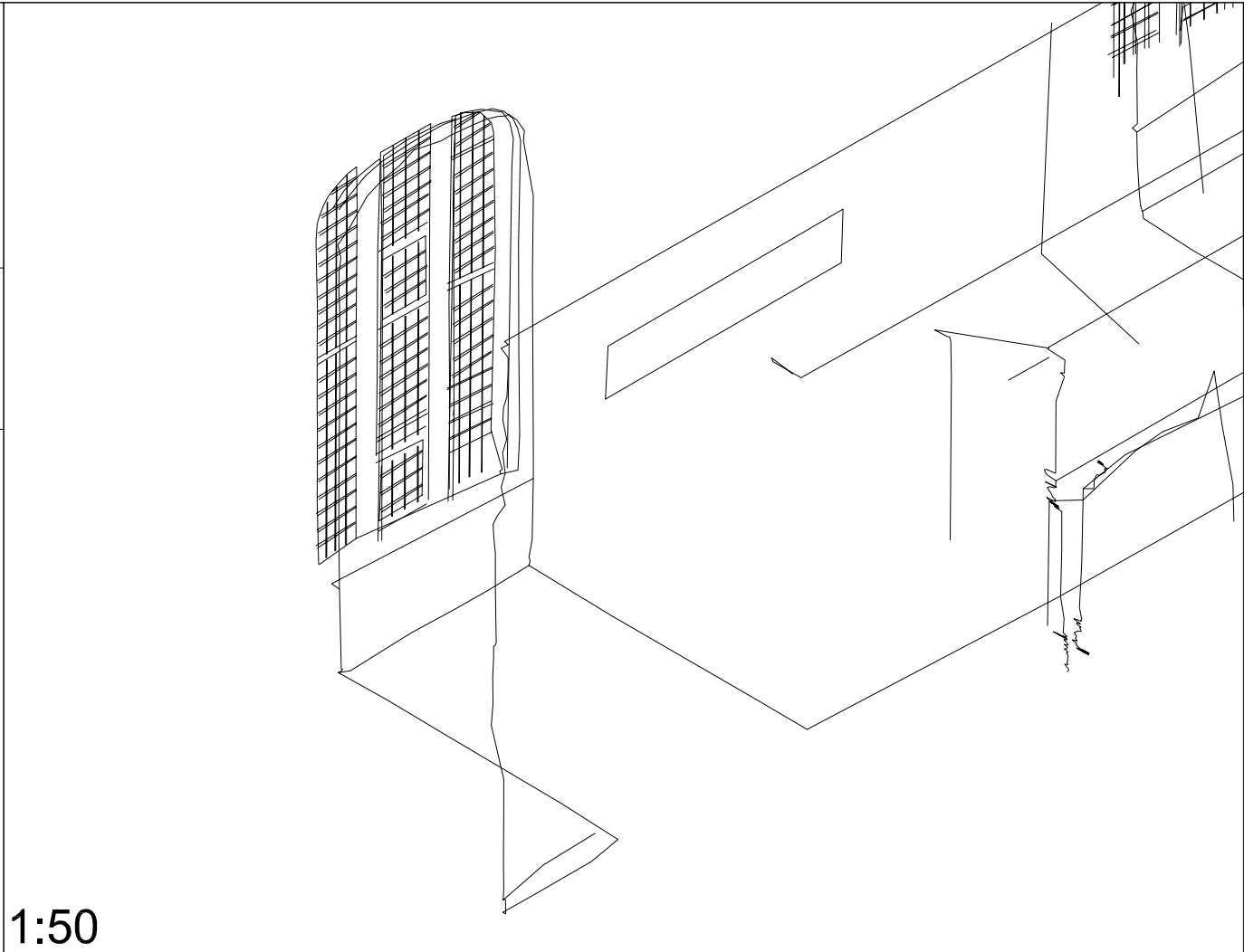



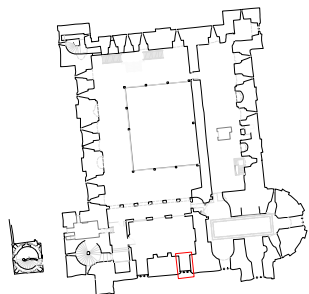
1:50



NOTE  
This drawing must not be reissued, loaned or copied without the written consent of NPS Property Consultants Ltd. (the originator).  
All errors, omissions, discrepancies should be reported to the originator immediately.  
All dimensions to be checked before site fabrication by the contractor, his sub-contractor or supplier.  
Do not scale plans - use figure or grid dimensions where given.  
Any deviation from the drawing to be reported to the originator immediately.

Drawing No.: EL108		Rev:
Project Name: Colchester Castle-Elevations		
Drawing Title: Window 28		
Project Number:01-04-13-2-1360		
Client: Colchester Borough Council		
Drawn by:SW	Checked by:	
Date: April 2014	Scale: Various@A3	






NOTE  
This drawing must not be reissued, loaned or copied without the written consent of NPS Property Consultants Ltd. (the originator).  
All errors, omissions, discrepancies should be reported to the originator immediately.  
All dimensions to be checked before site fabrication by the contractor, his sub-contractor or supplier.  
Do not scale plans - use figure or grid dimensions where given.  
Any deviation from the drawing to be reported to the originator immediately.

Drawing No.: EL109	Rev:
Project Name: Colchester Castle-Elevations	
Drawing Title: Window 29	
Project Number:01-04-13-2-1360	
Client: Colchester Borough Council	
Drawn by: SW	Checked by:
Date: April 2014	Scale: Various@A3

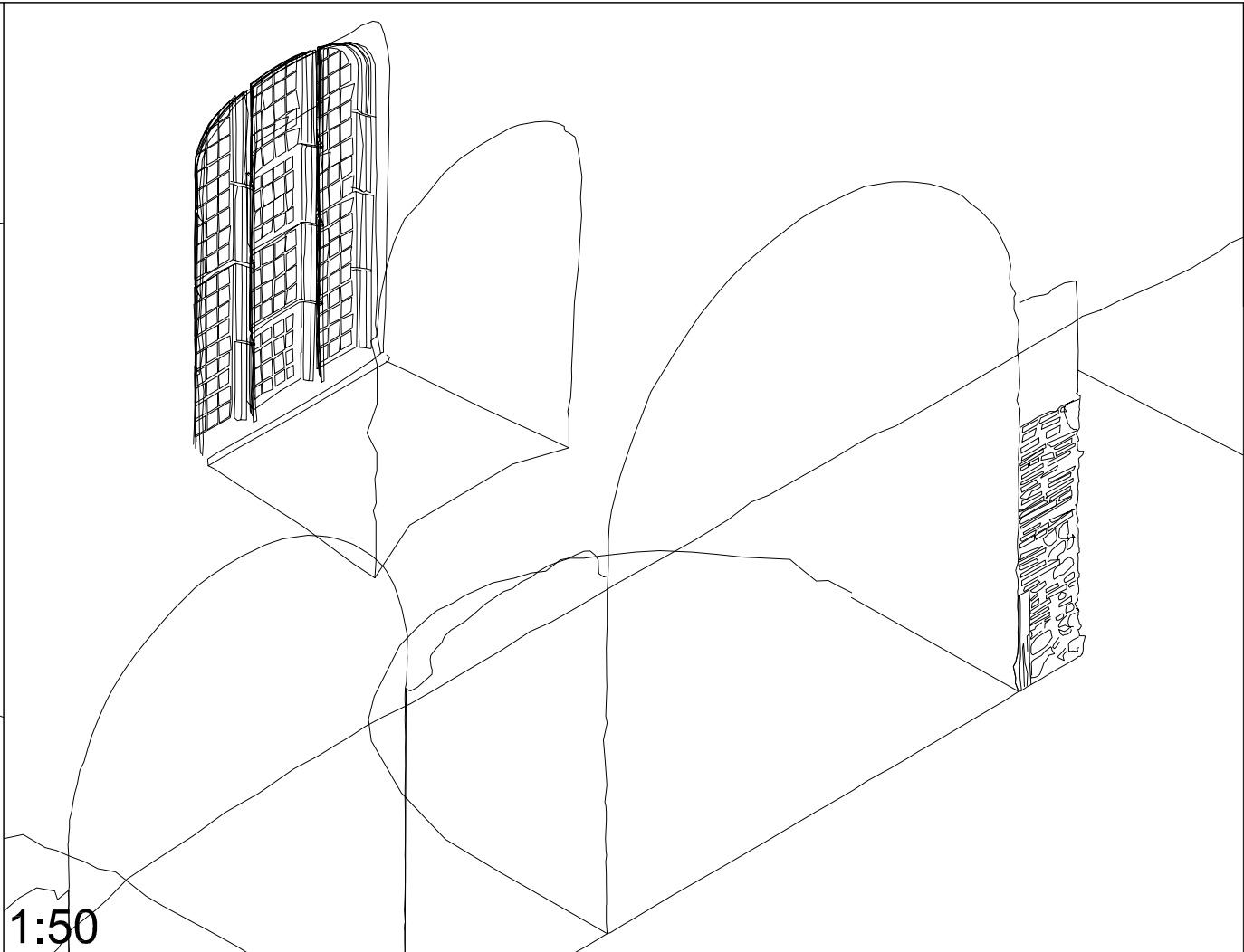


NPS Property Consultants Ltd - Land Survey Team  
Sands House - 85 Mountgarden, Norwich, NR1 1PY  
© NPS. This drawing may not be reproduced in any form without prior written agreement.






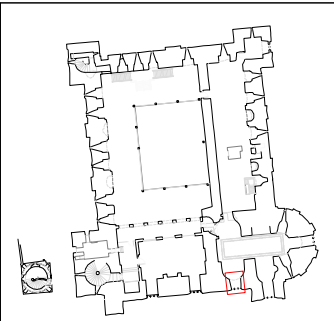
1:25



1:50



1:50




NOTE  
This drawing must not be reissued, loaned or copied without the written consent of NPS Property Consultants Ltd. (the originator).  
All errors, omissions, discrepancies should be reported to the originator immediately.  
All dimensions to be checked before site fabrication by the contractor, his sub-contractor or supplier.  
Do not scale plans - use figure or grid dimensions where given.  
Any deviation from the drawing to be reported to the originator immediately.


Drawing No.:	EL110	Rev:	
Project Name: Colchester Castle-Elevations			
Drawing Title: Window 30			
Project Number:01-04-13-2-1360			
Client: Colchester Borough Council			
Drawn by:SW	Checked by:		
Date: April 2014	Scale: Various@A3		




NPS Property Consultants Ltd - Land Survey Team  
Sands House - 80 Mountgarden, Norwich, NR1 1PY  
© NPS. This drawing may not be reproduced in any form without prior written agreement.



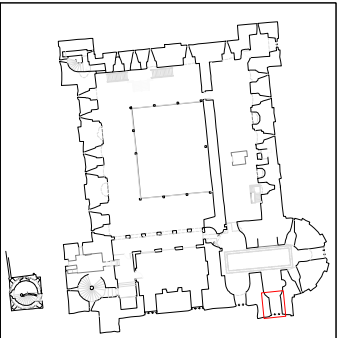
1:25



1:50




1:50

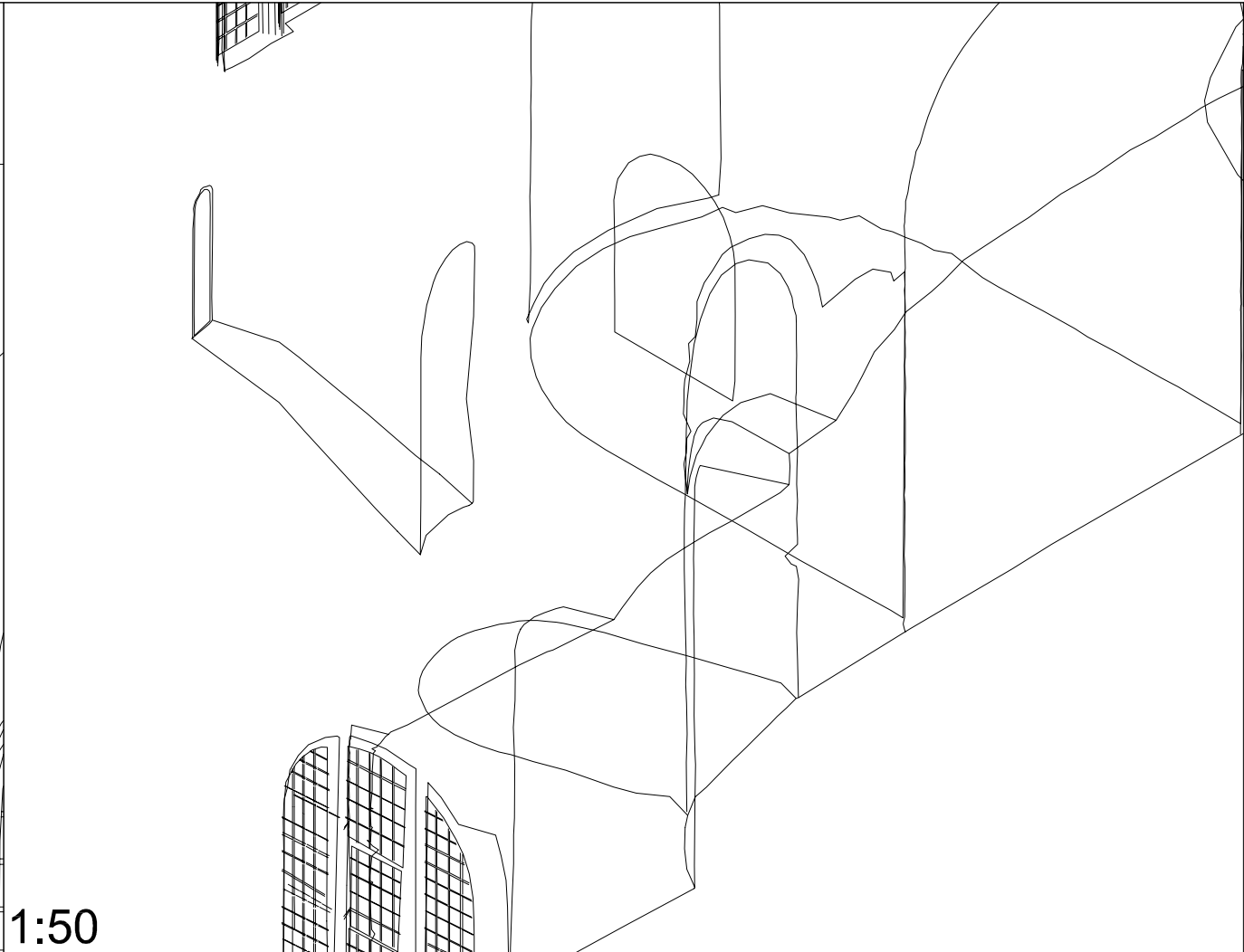


NOTE  
This drawing must not be reissued, loaned or copied without the written consent of NPS Property Consultants Ltd. (the originator).  
All errors, omissions, discrepancies should be reported to the originator immediately.  
All dimensions to be checked before site fabrication by the contractor, his sub-contractor or supplier.  
Do not scale plans - use figure or grid dimensions where given.  
Any deviation from the drawing to be reported to the originator immediately.


Drawing No.: EL111	Rev:
Project Name: Colchester Castle-Elevations	
Drawing Title: Window 31	
Project Number: 01-04-13-2-1360	
Client: Colchester Borough Council	
Drawn by: SW	Checked by:
Date: April 2014	Scale: Various@A3



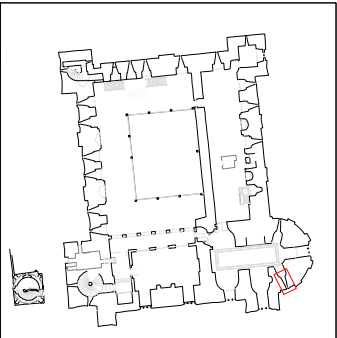
1:25



1:50




1:50




NOTE  
This drawing must not be reissued, loaned or copied without the written consent of NPS Property Consultants Ltd. (the originator).  
All errors, omissions, discrepancies should be reported to the originator immediately.  
All dimensions to be checked before site fabrication by the contractor, his sub-contractor or supplier.  
Do not scale plans - use figure or grid dimensions where given.  
Any deviation from the drawing to be reported to the originator immediately.

Drawing No.:	EL112	Rev:	
Project Name: Colchester Castle-Elevations			
Drawing Title: Window 32			
Project Number: 01-04-13-2-1360			
Client: Colchester Borough Council			
Drawn by: SW	Checked by:		
Date: April 2014	Scale: Various@A3		

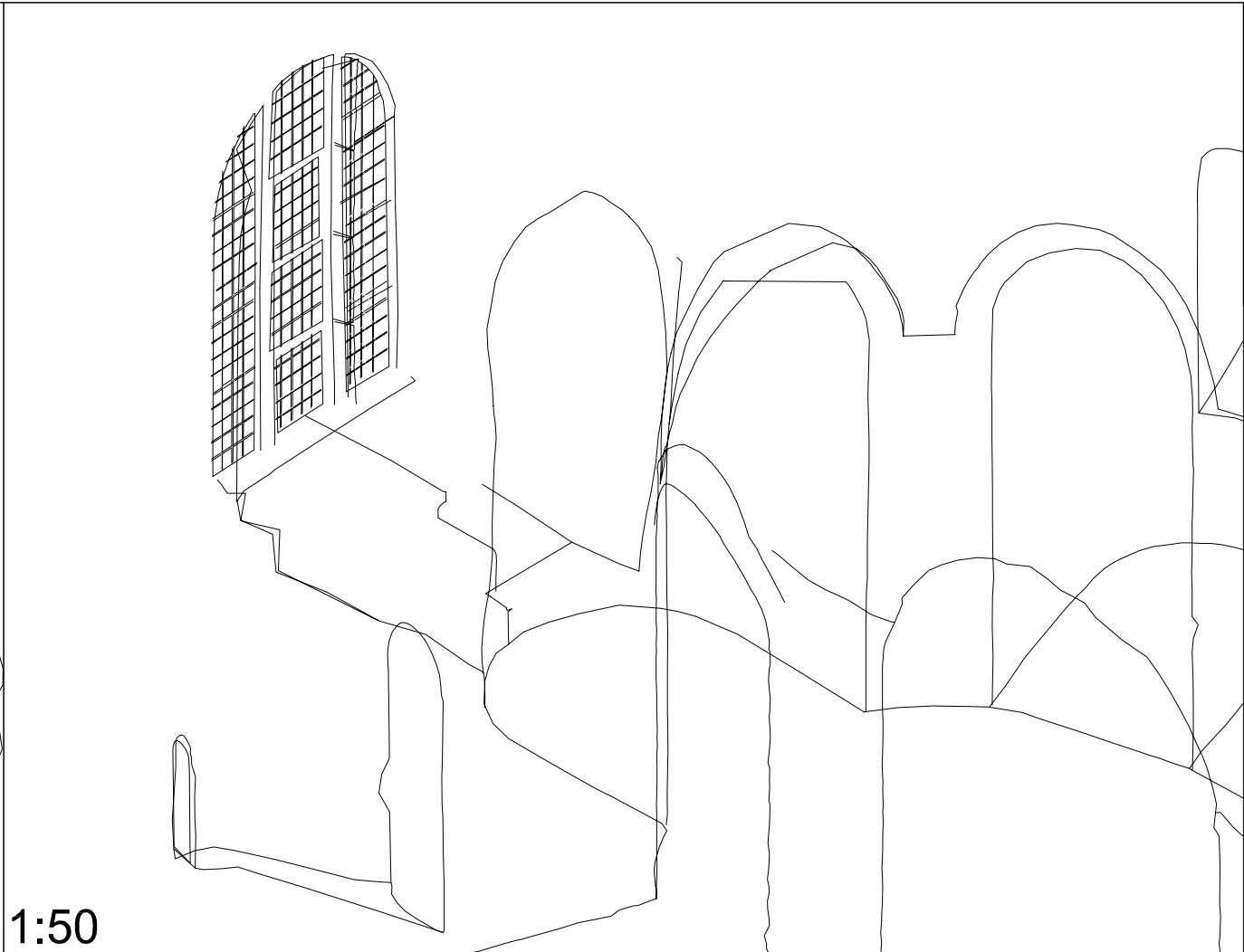


NPS Property Consultants Ltd - Land Survey Team  
Surrey House - 10 Mountbatten Road, Woking, Surrey, GU24 0PU  
© NPS. This drawing may not be reproduced in any form without prior written agreement.






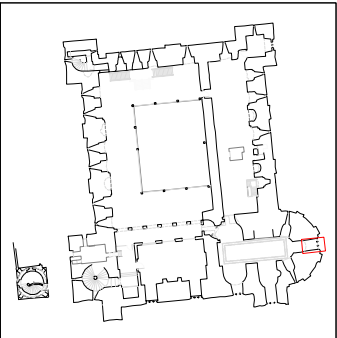
1:25



1:50




1:50





NOTE  
This drawing must not be reissued, loaned or copied without the written consent of NPS Property Consultants Ltd. (the originator).  
All errors, omissions, discrepancies should be reported to the originator immediately.  
All dimensions to be checked before site fabrication by the contractor, his sub-contractor or supplier.  
Do not scale plans - use figure or grid dimensions where given.  
Any deviation from the drawing to be reported to the originator immediately.



Drawing No.:	EL113	Rev:	
Project Name: Colchester Castle-Elevations			
Drawing Title: Window 33			
Project Number:01-04-13-2-1360			
Client: Colchester Borough Council			
Drawn by:SW	Checked by:		
Date: April 2014	Scale: Various@A3		



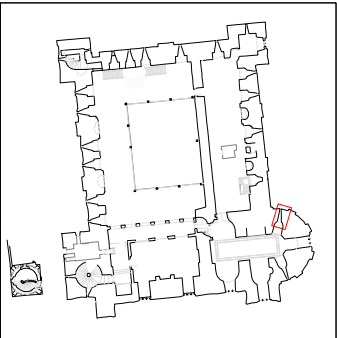
NPS Property Consultants Ltd - Land Survey Team  
Searcote House - 30 Mountingale, Norwich, NR1 1PY  
© NPS. This drawing may not be reproduced in any form without prior written agreement.



1:25



1:50

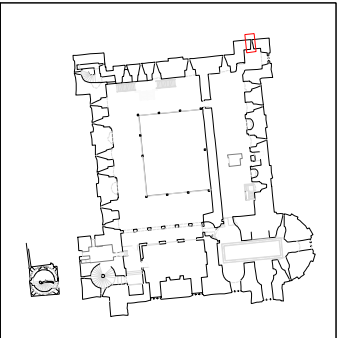
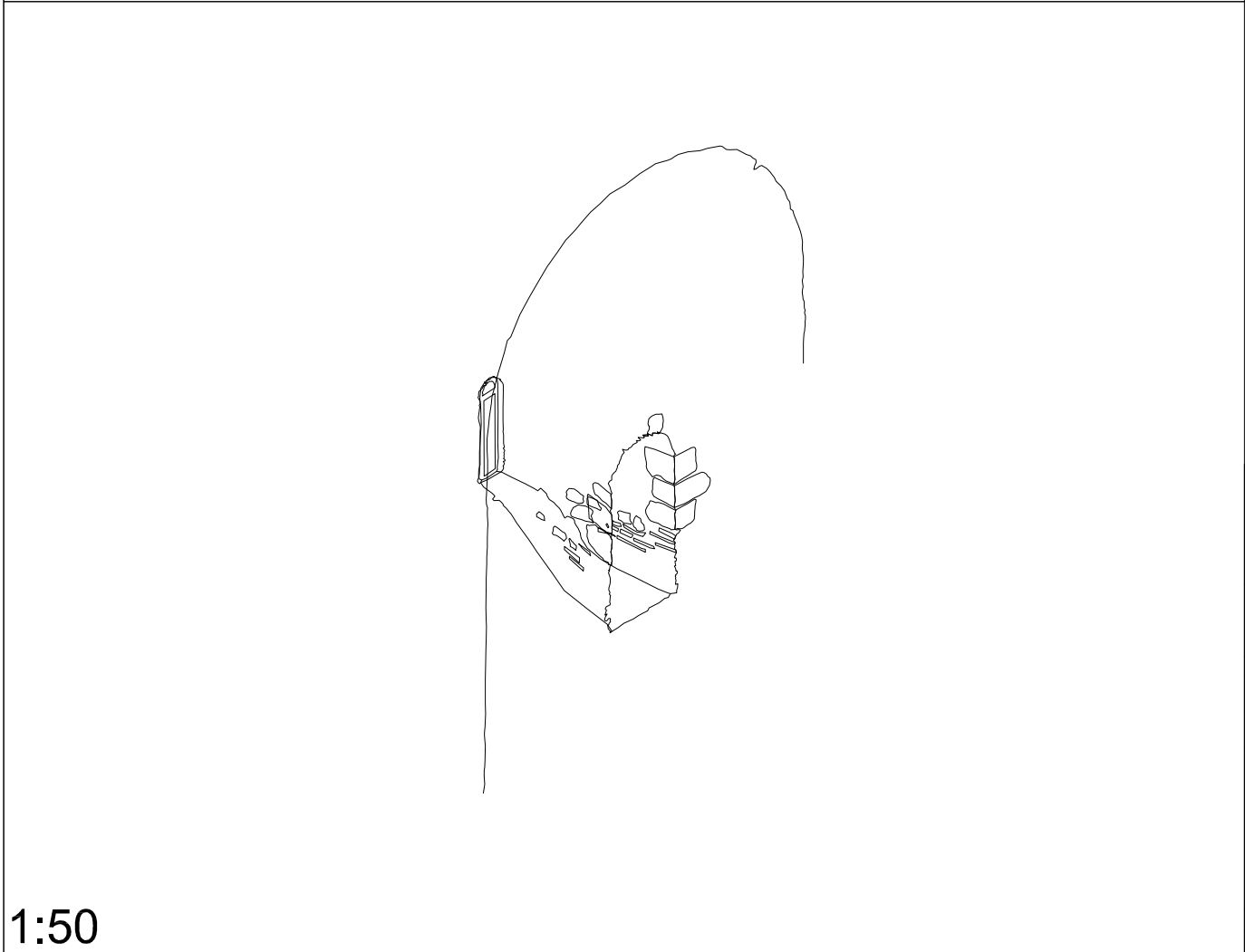
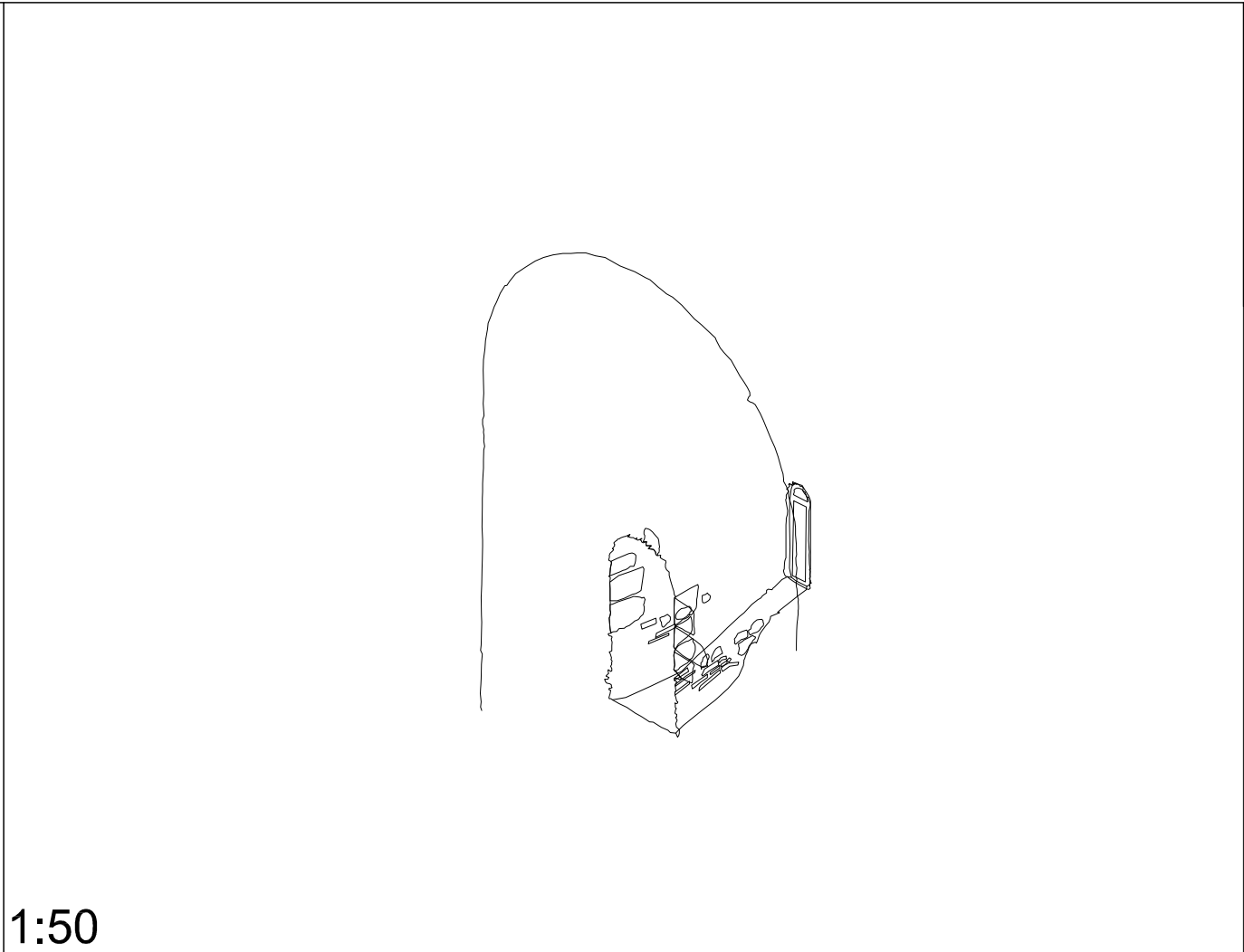



NOTE  
This drawing must not be reissued, loaned or copied without the written consent of NPS Property Consultants Ltd. (the originator).  
All errors, omissions, discrepancies should be reported to the originator immediately.  
All dimensions to be checked before site fabrication by the contractor, his sub-contractor or supplier.  
Do not scale plans - use figure or grid dimensions where given.  
Any deviation from the drawing to be reported to the originator immediately.

Drawing No.: EL114	Rev:
Project Name: Colchester Castle-Elevations	
Drawing Title: Window 34	
Project Number:01-04-13-2-1360	
Client: Colchester Borough Council	
Drawn by:SW	Checked by:
Date: April 2014	Scale: Various@A3



NPS Property Consultants Ltd - Land Survey Team  
Sands House - 10 Mountgarden, Norwich, NR1 1PY  
© NPS. This drawing may not be reproduced in any form without prior written agreement.



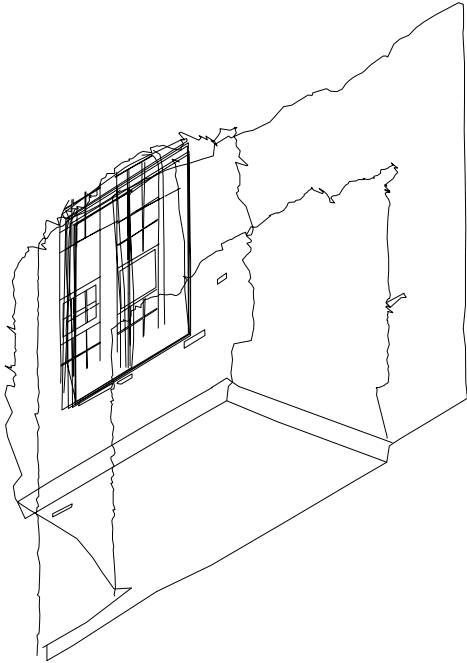
NOTE  
This drawing must not be reissued, loaned or copied without the written consent of NPS Property Consultants Ltd. (the originator).  
All errors, omissions, discrepancies should be reported to the originator immediately.  
All dimensions to be checked before site fabrication by the contractor, his sub-contractor or supplier.  
Do not scale plans - use figure or grid dimensions where given.  
Any deviation from the drawing to be reported to the originator immediately.

Drawing No.: EL115		Rev:
Project Name: Colchester Castle-Elevations		
Drawing Title: Window 35		
Project Number:01-04-13-2-1360		
Client: Colchester Borough Council		
Drawn by: SW	Checked by:	
Date: April 2014	Scale: Various@A3	

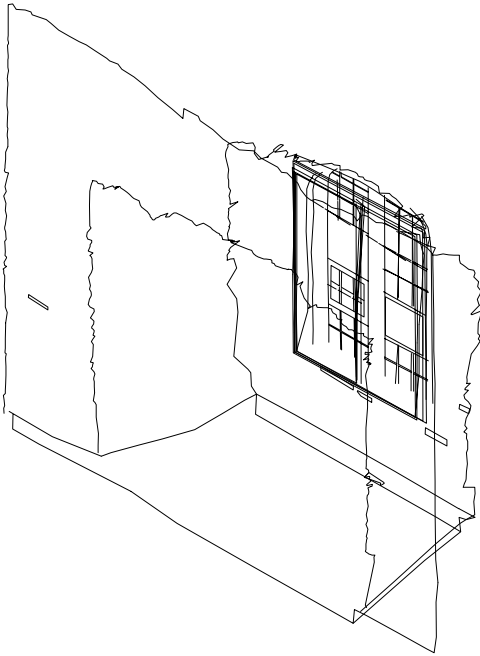




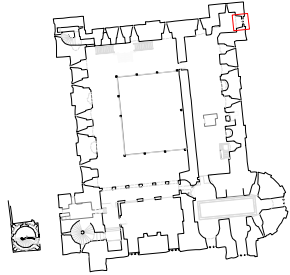
1:25



1:50



1:50

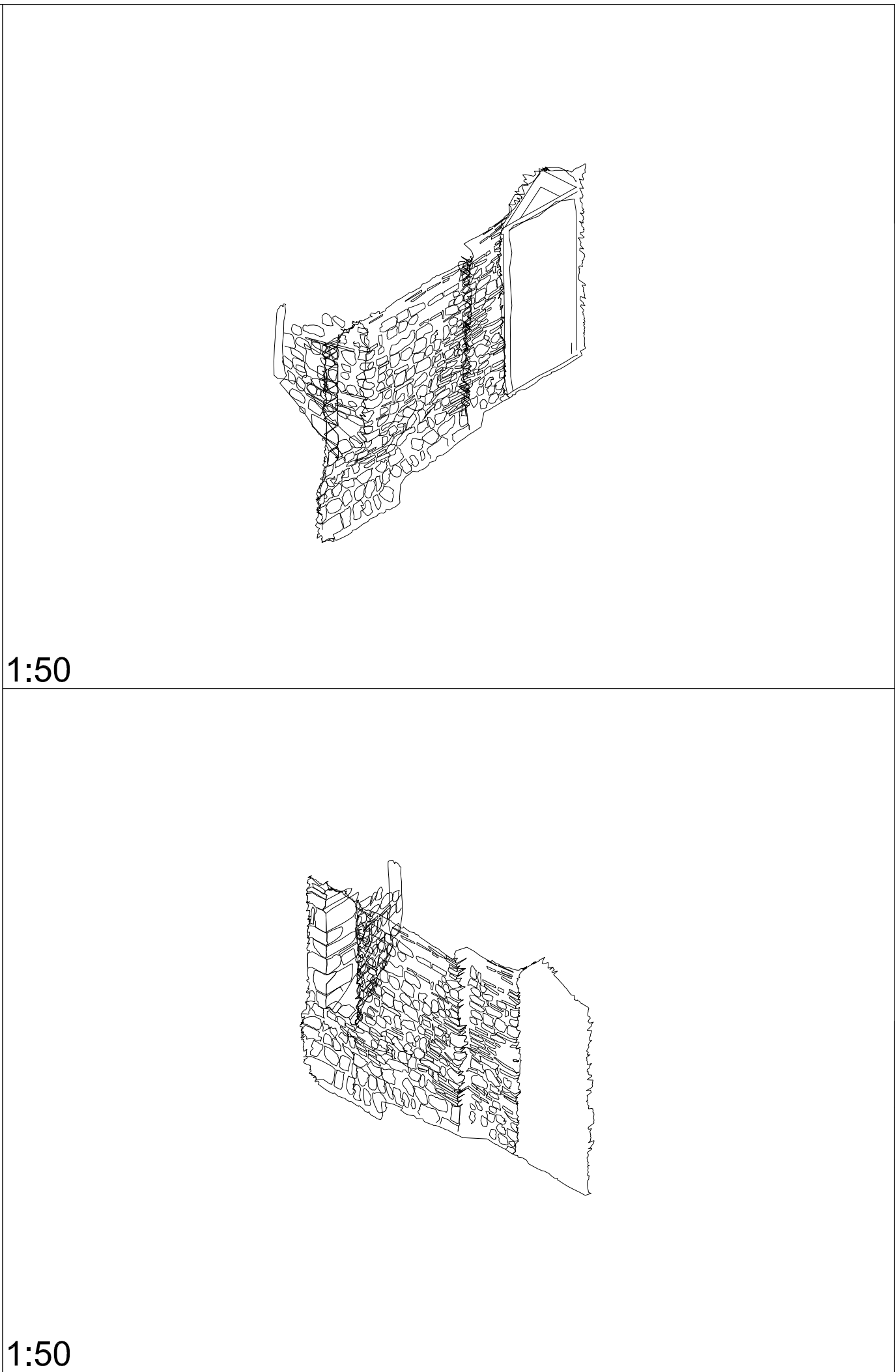



NOTE  
This drawing must not be reissued, loaned or copied without the written consent of NPS Property Consultants Ltd. (the originator).  
All errors, omissions, discrepancies should be reported to the originator immediately.  
All dimensions to be checked before site fabrication by the contractor, his sub-contractor or supplier.  
Do not scale plans - use figure or grid dimensions where given.  
Any deviation from the drawing to be reported to the originator immediately.

Drawing No.: EL116		Rev:
Project Name: Colchester Castle-Elevations		
Drawing Title: Window 36		
Project Number:01-04-13-2-1360		
Client: Colchester Borough Council		
Drawn by: SW	Checked by:	
Date: April 2014	Scale: Various@A3	



NPS Property Consultants Ltd - Land Survey Team  
Sands House - 85 Mountgarden, Norwich, NR1 1PY  
© NPS. This drawing may not be reproduced in any form without prior written agreement.



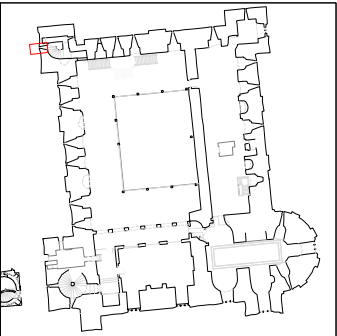
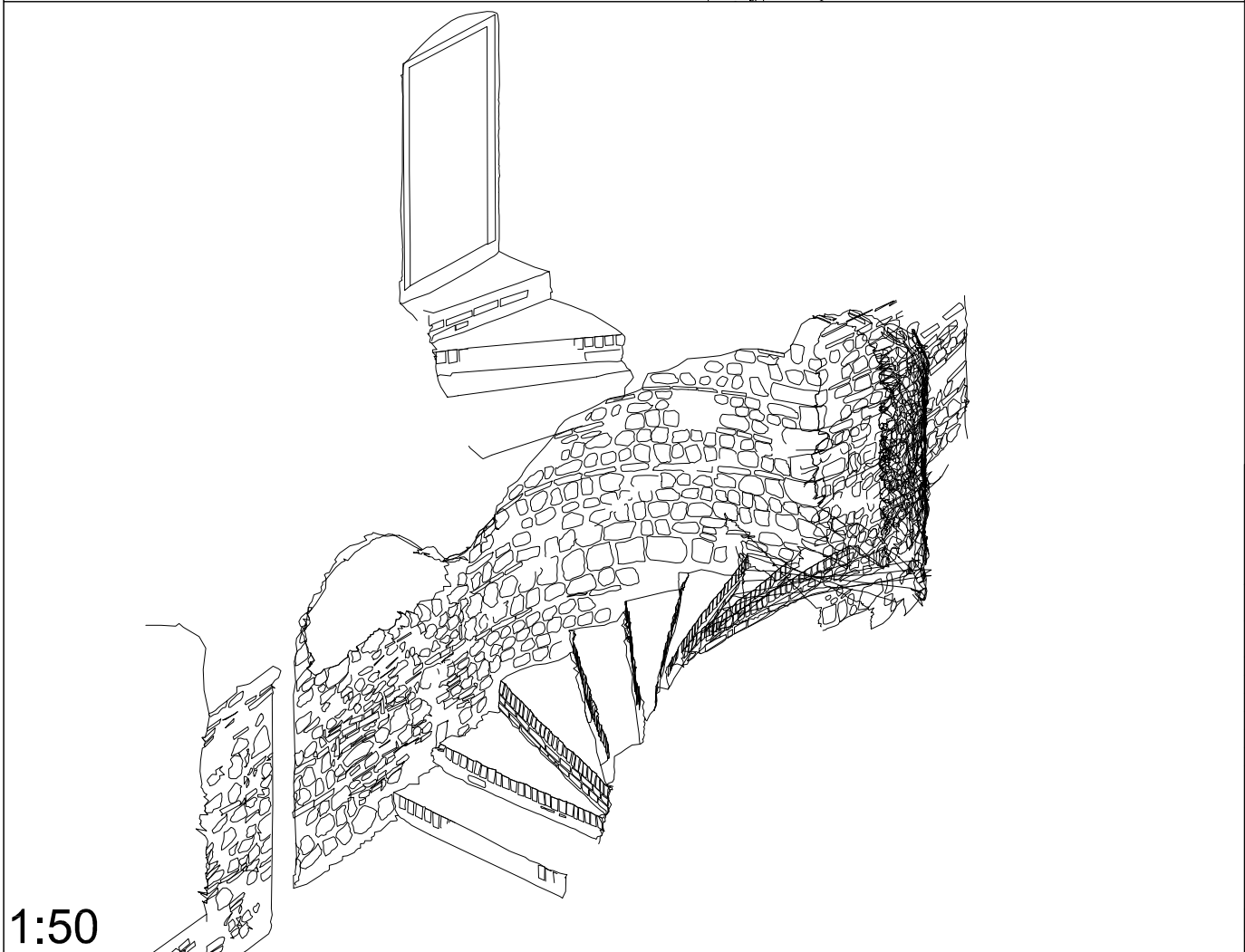
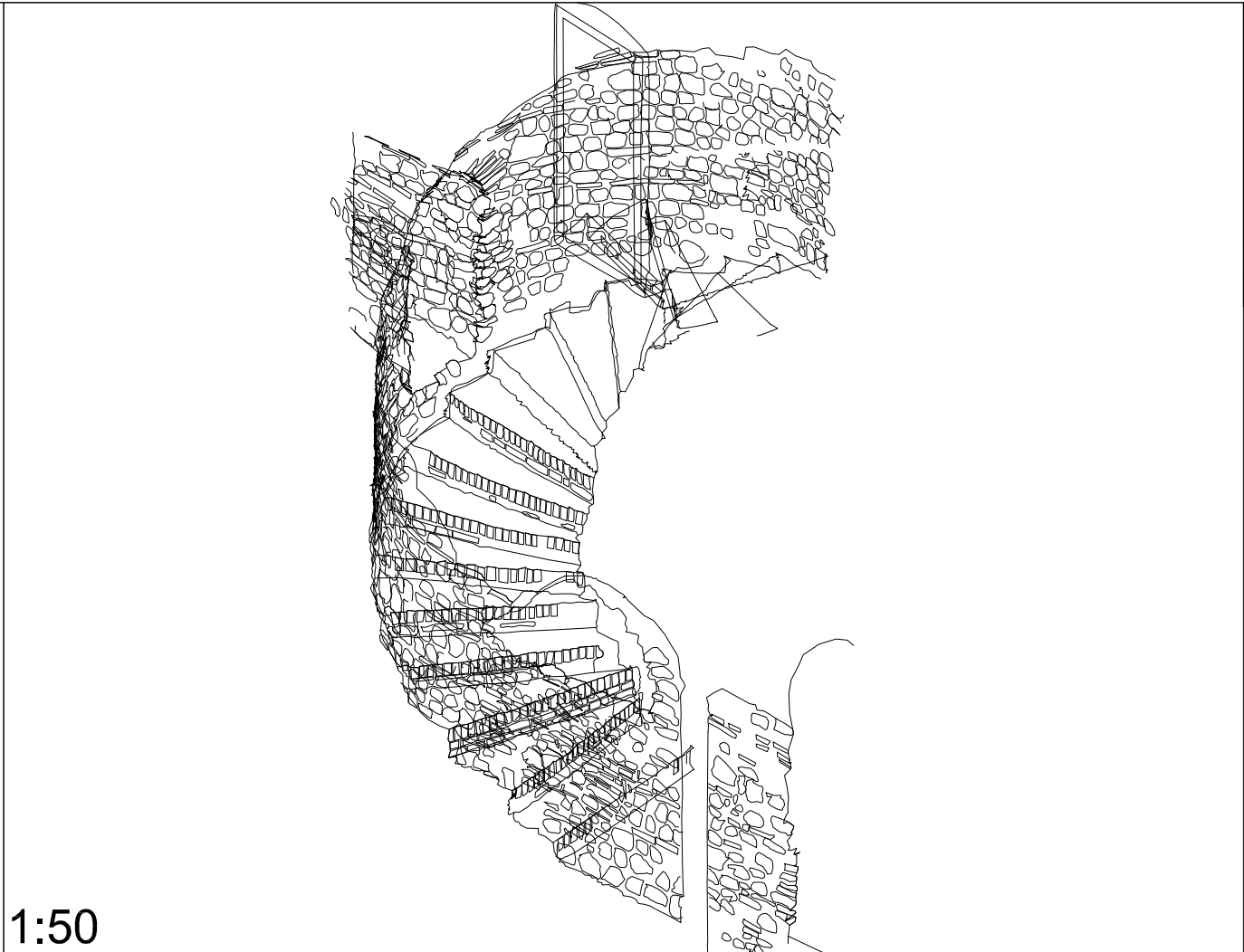
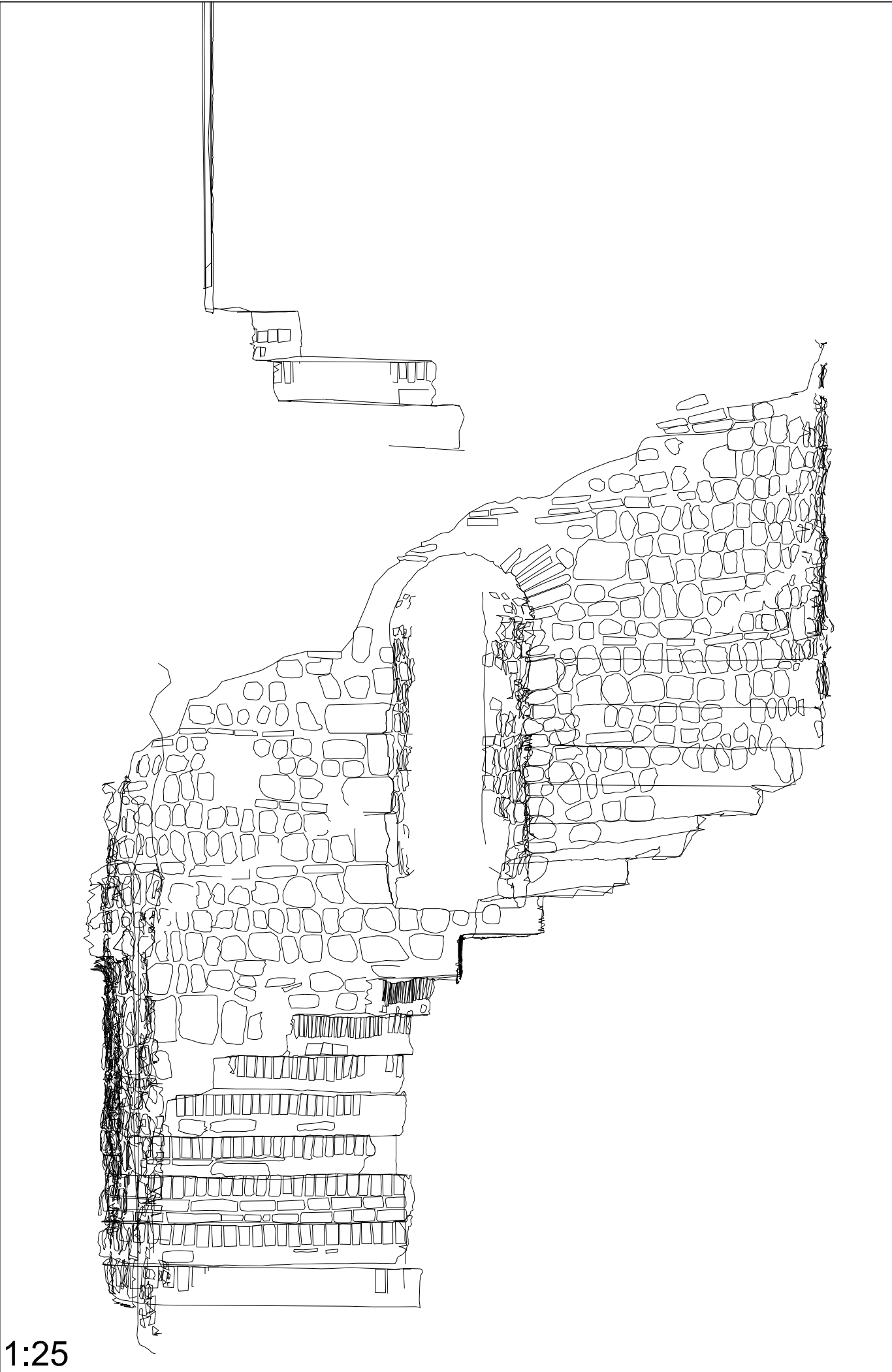


NOTE  
This drawing must not be reissued, loaned or copied without the written consent of NPS Property Consultants Ltd. (the originator).  
All errors, omissions, discrepancies should be reported to the originator immediately.  
All dimensions to be checked before site fabrication by the contractor, his sub-contractor or supplier.  
Do not scale plans - use figure or grid dimensions where given.  
Any deviation from the drawing to be reported to the originator immediately.

Drawing No.: EL117		Rev:
Project Name: Colchester Castle-Elevations		
Drawing Title: Window 37		
Project Number:01-04-13-2-1360		
Client: Colchester Borough Council		
Drawn by: SW	Checked by:	
Date: April 2014	Scale: Various@A3	



NPS Property Consultants Ltd - Land Survey Team  
Searcote House - 85 Mountingale, Norwich, NR1 1PY  
© NPS This drawing may not be reproduced in any form without prior written agreement.



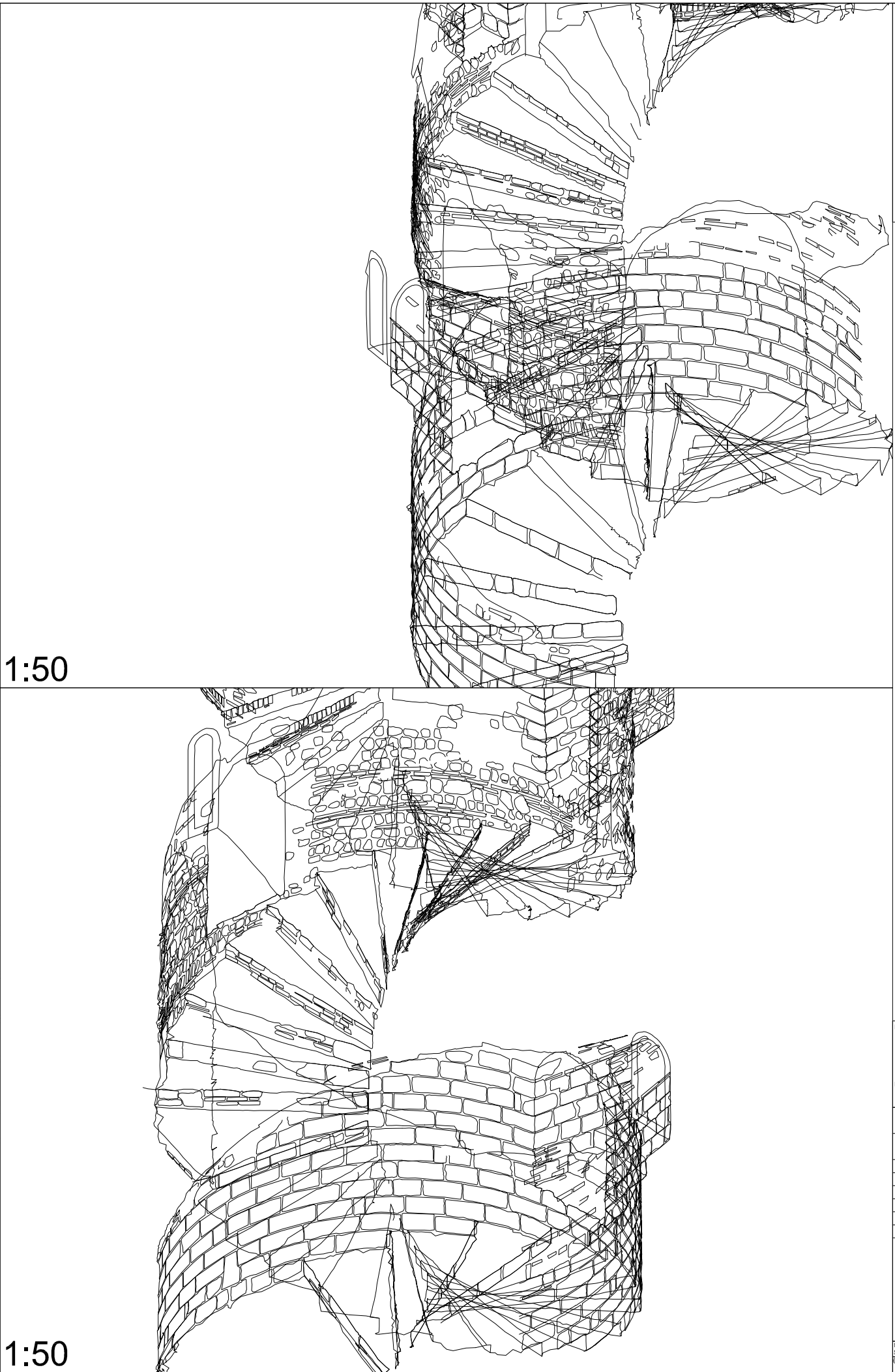

NOTE  
This drawing must not be reissued, loaned or copied without the written consent of NPS Property Consultants Ltd. (the originator).  
All errors, omissions, discrepancies should be reported to the originator immediately.  
All dimensions to be checked before site fabrication by the contractor, his sub-contractor or supplier.  
Do not scale plans - use figure or grid dimensions where given.  
Any deviation from the drawing to be reported to the originator immediately.

Drawing No.:	EL118	Rev:	
Project Name: Colchester Castle-Elevations			
Drawing Title: Window 38			
Project Number:01-04-13-2-1360			
Client: Colchester Borough Council			
Drawn by:SW	Checked by:		
Date: April 2014	Scale: Various@A3		



NPS Property Consultants Ltd - Land Survey Team  
Sands House - 80 Mountgarden, Norwich, NR1 1PY  
© NPS This drawing may not be reproduced in any form without prior written agreement.






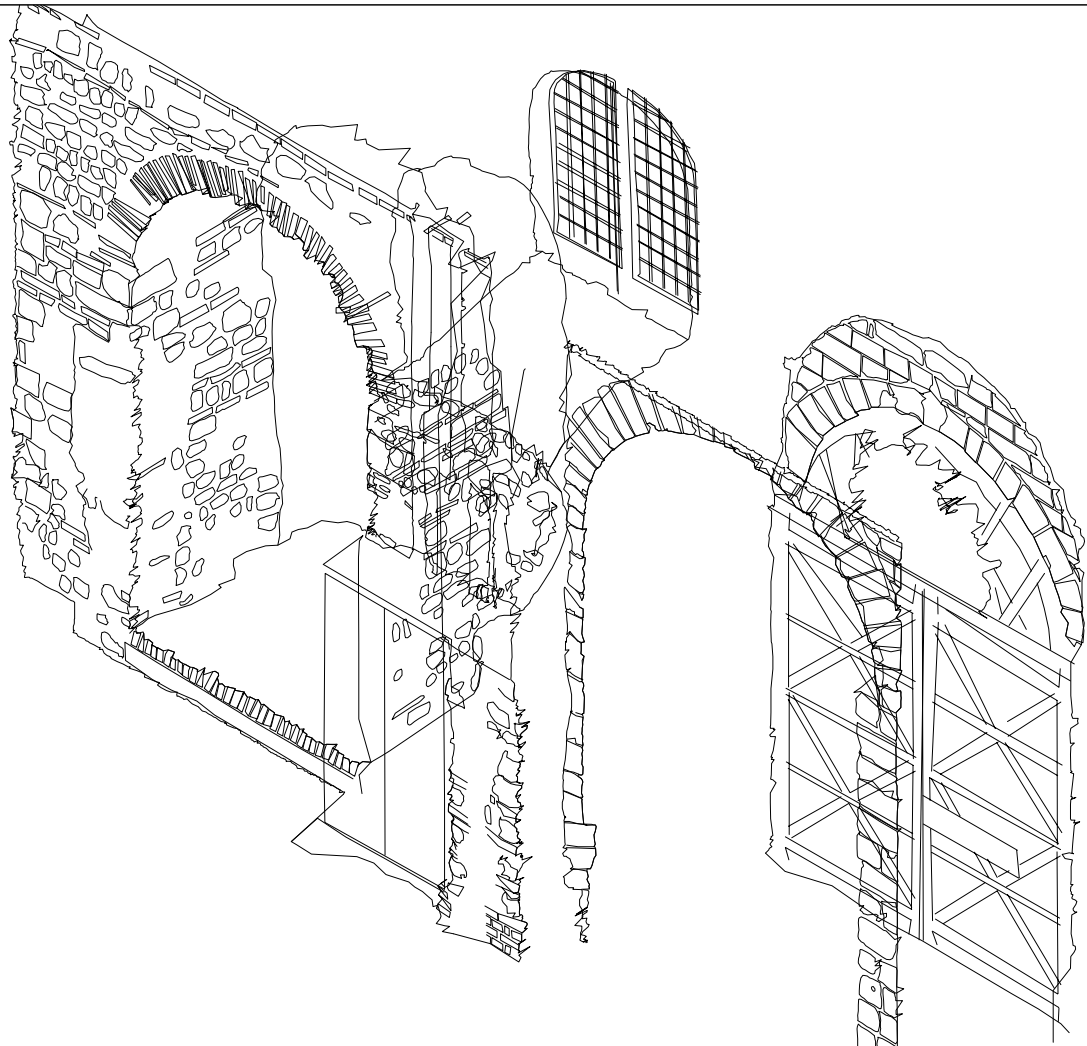
NOTE  
This drawing must not be reissued, loaned or copied without the written consent of NPS Property Consultants Ltd. (the originator).  
All errors, omissions, discrepancies should be reported to the originator immediately.  
All dimensions to be checked before site fabrication by the contractor, his sub-contractor or supplier.  
Do not scale plans - use figure or grid dimensions where given.  
Any deviation from the drawing to be reported to the originator immediately.

Drawing No.: EL119		Rev:
Project Name: Colchester Castle-Elevations		
Drawing Title: Window 39		
Project Number:01-04-13-2-1360		
Client: Colchester Borough Council		
Drawn by: SW	Checked by:	
Date: April 2014	Scale: Various@A3	


NPS Property Consultants Ltd - Land Survey Team  
Sands House - 80 Mountgarden, Norwich, NR1 1PY  
© NPS This drawing may not be reproduced in any form without prior written agreement.



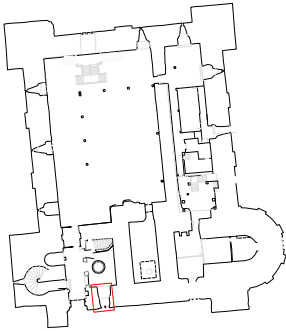
1:25



1:50



1:50



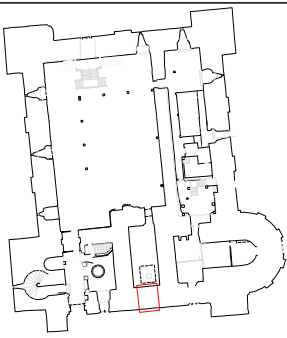
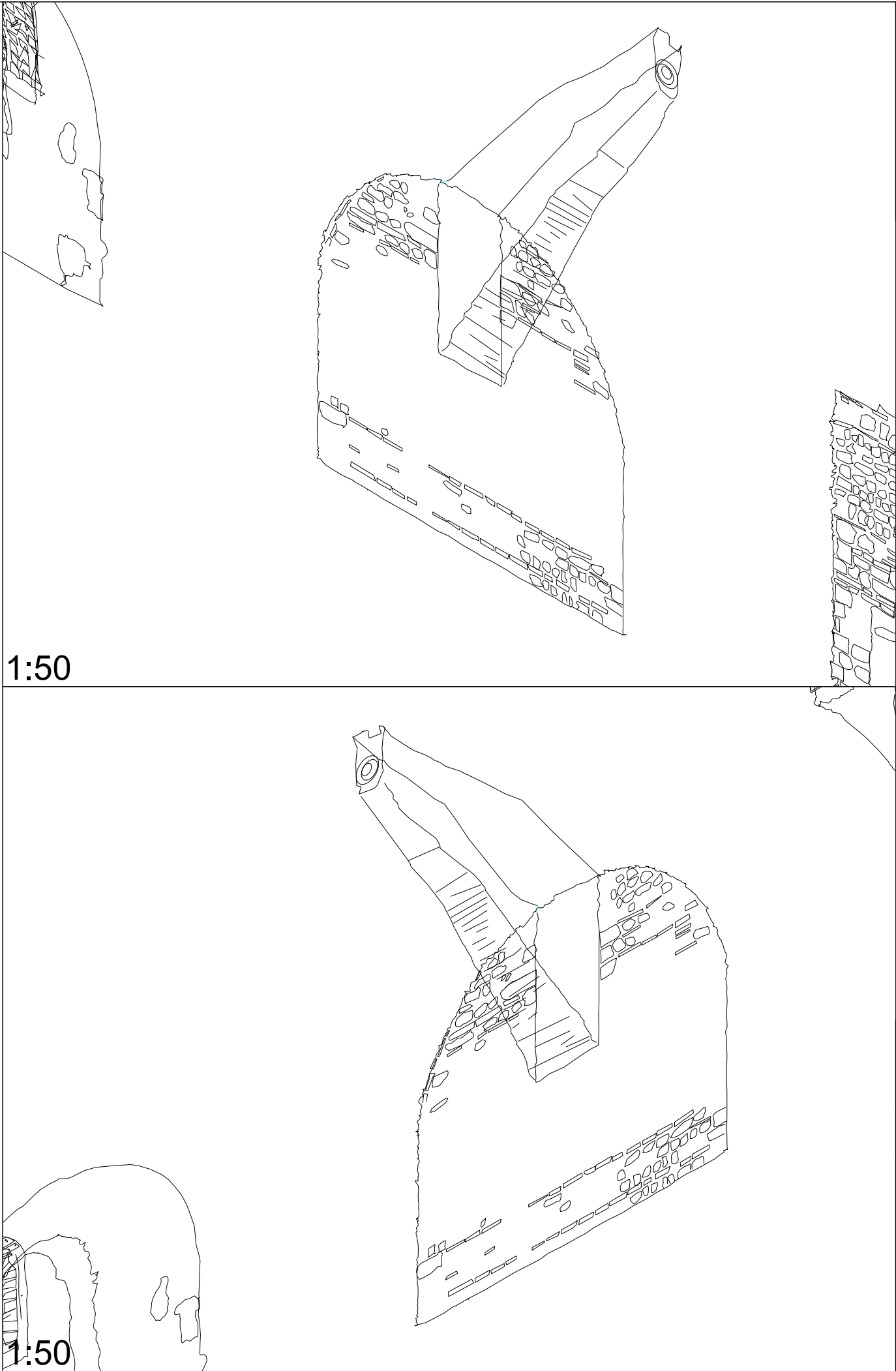
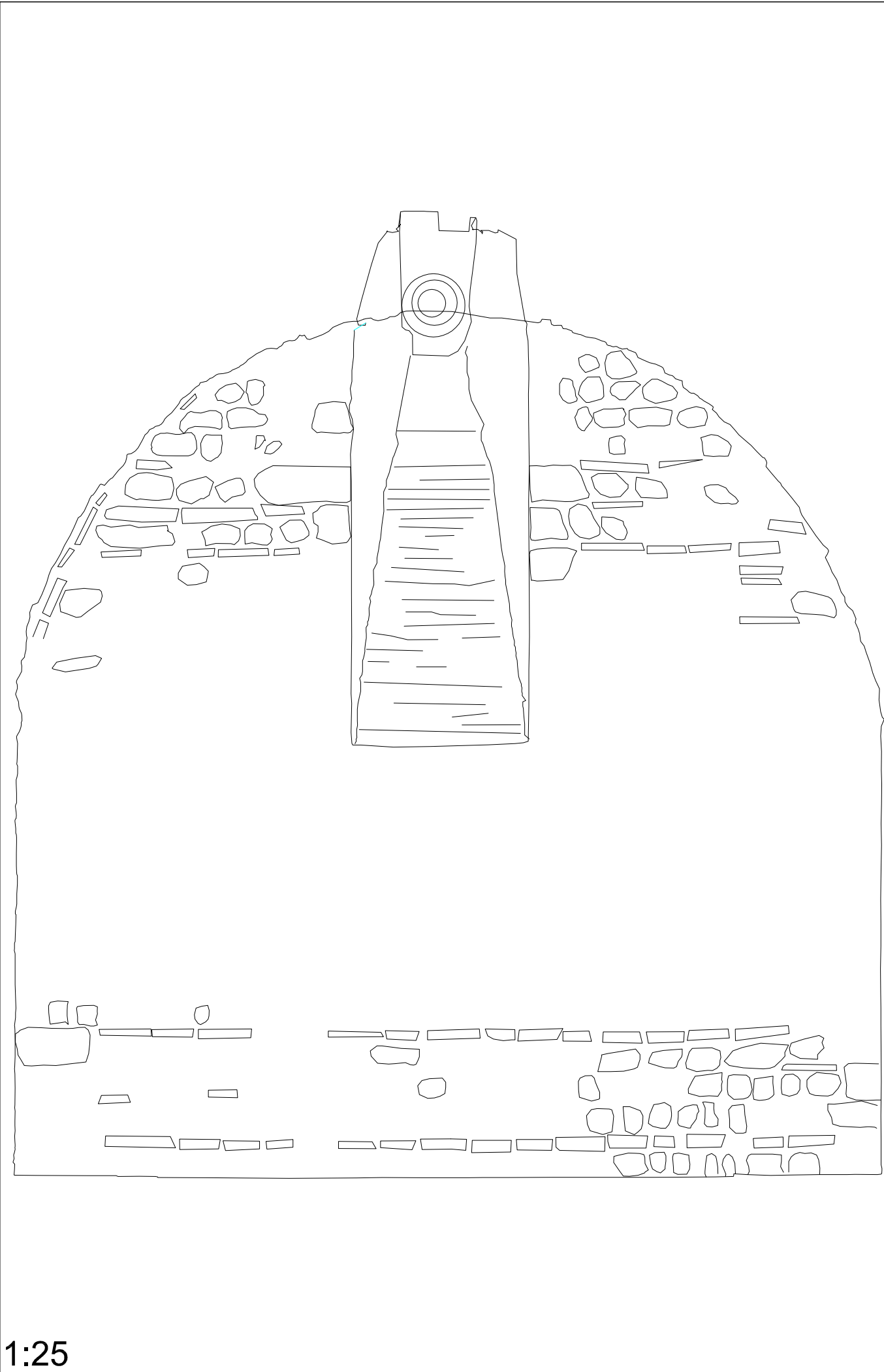
NOTE  
This drawing must not be reissued, loaned or copied without the written consent of NPS Property Consultants Ltd. (the originator).  
All errors, omissions, discrepancies should be reported to the originator immediately.  
All dimensions to be checked before site fabrication by the contractor, his sub-contractor or supplier.  
Do not scale plans - use figure or grid dimensions where given.  
Any deviation from the drawing to be reported to the originator immediately.

Drawing No.: EL120	Rev:
Project Name: Colchester Castle-Elevations	
Drawing Title: Window 40	
Project Number:01-04-13-2-1360	
Client: Colchester Borough Council	
Drawn by: SW	Checked by:
Date: April 2014	Scale: Various@A3



NPS Property Consultants Ltd - Land Survey Team  
Sands House - 10 Mountgarden, Norwich, NR1 1PY  
© NPS This drawing may not be reproduced in any form without prior written agreement.

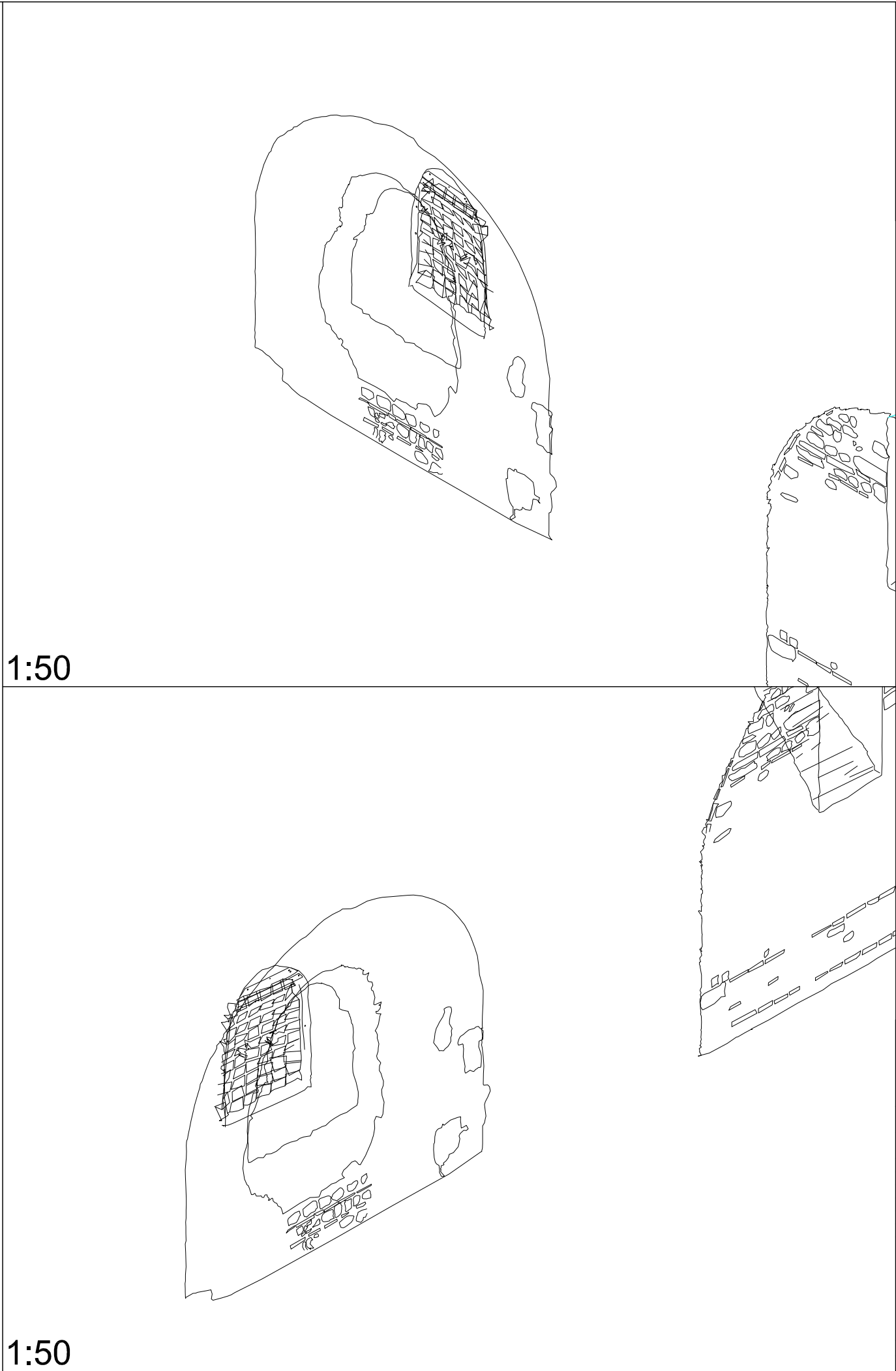



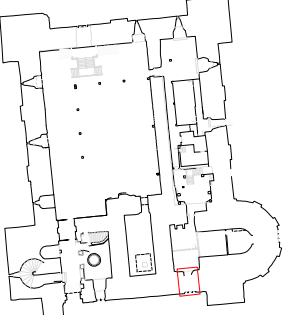


NOTE  
This drawing must not be reissued, loaned or copied without the written consent of NPS Property Consultants Ltd. (the originator).  
All errors, omissions, discrepancies should be reported to the originator immediately.  
All dimensions to be checked before site fabrication by the contractor, his sub-contractor or supplier.  
Do not scale plans - use figure or grid dimensions where given.  
Any deviation from the drawing to be reported to the originator immediately.

Drawing No.: EL121		Rev:
Project Name: Colchester Castle-Elevations		
Drawing Title: Window 41		
Project Number:01-04-13-2-1360		
Client: Colchester Borough Council		
Drawn by: SW	Checked by:	
Date: April 2014	Scale: Various@A3	






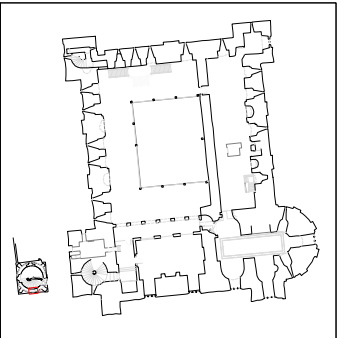





NOTE  
This drawing must not be reissued, loaned or copied without the written consent of NPS Property Consultants Ltd. (the originator).  
All errors, omissions, discrepancies should be reported to the originator immediately.  
All dimensions to be checked before site fabrication by the contractor, his sub-contractor or supplier.  
Do not scale plans - use figure or grid dimensions where given.  
Any deviation from the drawing to be reported to the originator immediately.

Drawing No.: EL122	Rev:
Project Name: Colchester Castle-Elevations	
Drawing Title: Window 42	
Project Number:01-04-13-2-1360	
Client: Colchester Borough Council	
Drawn by: SW	Checked by:
Date: April 2014	Scale: Various@A3



NPS Property Consultants Ltd - Land Survey Team  
Sands House - 30 Mountgarden, Norwich, NR1 1PY  
© NPS. This drawing may not be reproduced in any form without prior written agreement.






NOTE  
This drawing must not be reissued, loaned or copied without the written consent of NPS Property Consultants Ltd. (the originator).  
All errors, omissions, discrepancies should be reported to the originator immediately.  
All dimensions to be checked before site fabrication by the contractor, his sub-contractor or supplier.  
Do not scale plans - use figure or grid dimensions where given.  
Any deviation from the drawing to be reported to the originator immediately.

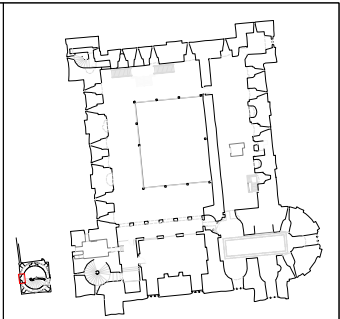
Drawing No.: EL123	Rev:
Project Name: Colchester Castle-Elevations	
Drawing Title: Window 43	
Project Number:01-04-13-2-1360	
Client: Colchester Borough Council	
Drawn by:SW	Checked by:
Date: April 2014	Scale: Various@A3



NPS Property Consultants Ltd - Land Survey Team  
Sands House - 80 Mountgarden, Norwich, NR1 1PY  
© NPS This drawing may not be reproduced in any form without prior written agreement.









NOTE  
This drawing must not be reissued, loaned or copied without the written consent of NPS Property Consultants Ltd. (the originator).  
All errors, omissions, discrepancies should be reported to the originator immediately.  
All dimensions to be checked before site fabrication by the contractor, his sub-contractor or supplier.  
Do not scale plans - use figure or grid dimensions where given.  
Any deviation from the drawing to be reported to the originator immediately.

Drawing No.:	EL124	Rev:	
Project Name: Colchester Castle-Elevations			
Drawing Title: Window 44			
Project Number:01-04-13-2-1360			
Client: Colchester Borough Council			
Drawn by: SW	Checked by:		
Date: April 2014	Scale: Various@A3		




NPS Property Consultants Ltd - Land Survey Team  
Sands House - 80 Mountgarden, Norwich, NR1 1PY  
© NPS This drawing may not be reproduced in any form without prior written agreement.






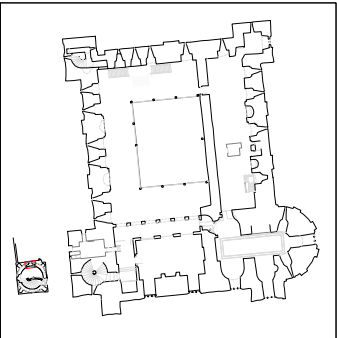
1:25



1:50



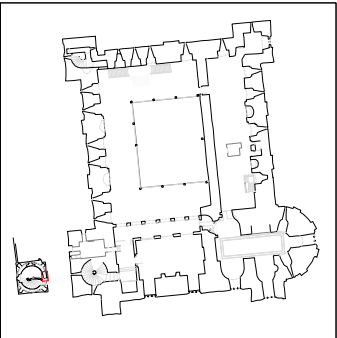



1:50



NOTE  
This drawing must not be reissued, loaned or copied without the written consent of NPS Property Consultants Ltd. (the originator).  
All errors, omissions, discrepancies should be reported to the originator immediately.  
All dimensions to be checked before site fabrication by the contractor, his sub-contractor or supplier.  
Do not scale plans - use figure or grid dimensions where given.  
Any deviation from the drawing to be reported to the originator immediately.

Drawing No.:	EL125	Rev:	
Project Name: Colchester Castle-Elevations			
Drawing Title: Window 45			
Project Number:01-04-13-2-1360			
Client: Colchester Borough Council			
Drawn by: SW	Checked by:		
Date: April 2014	Scale: Various@A3		







NOTE  
This drawing must not be reissued, loaned or copied without the written consent of NPS Property Consultants Ltd. (the originator).  
All errors, omissions, discrepancies should be reported to the originator immediately.  
All dimensions to be checked before site fabrication by the contractor, his sub-contractor or supplier.  
Do not scale plans - use figure or grid dimensions where given.  
Any deviation from the drawing to be reported to the originator immediately.

Drawing No.: EL126		Rev:
Project Name: Colchester Castle-Elevations		
Drawing Title: Window 46		
Project Number:01-04-13-2-1360		
Client: Colchester Borough Council		
Drawn by: SW	Checked by:	
Date: April 2014	Scale: Various@A3	




NPS Property Consultants Ltd - Land Survey Team  
Surrey House - 10 Mountbatten Road, Weymouth, Dorset, DT9 1PY  
© NPS This drawing may not be reproduced in any form without prior written agreement.






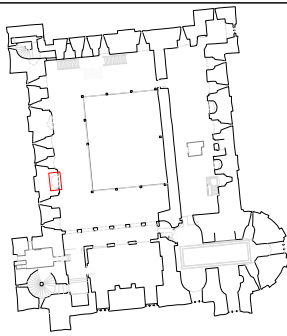
1:25



1:50



1:50



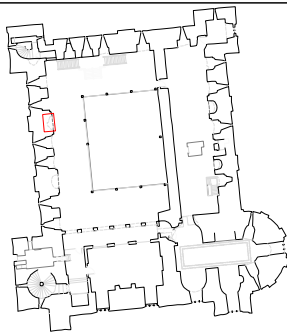


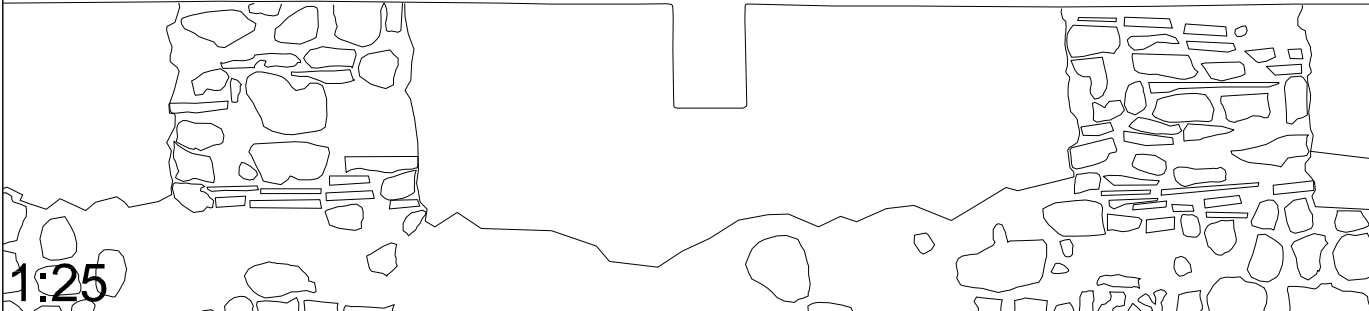

NOTE  
This drawing must not be reissued, loaned or copied without the written consent of NPS Property Consultants Ltd. (the originator).  
All errors, omissions, discrepancies should be reported to the originator immediately.  
All dimensions to be checked before site fabrication by the contractor, his sub-contractor or supplier.  
Do not scale plans - use figure or grid dimensions where given.  
Any deviation from the drawing to be reported to the originator immediately.

Drawing No.:	EL127	Rev:	
Project Name: Colchester Castle-Elevations			
Drawing Title: FirePlace01			
Project Number:01-04-13-2-1360			
Client: Colchester Borough Council			
Drawn by: SW	Checked by:		
Date: April 2014	Scale: Various@A3		



NPS Property Consultants Ltd - Land Survey Team  
Standard Issue - 30 Mounting Lane, Nottm, Notts, NG1 1PY  
© NPS This drawing may not be reproduced in any form without prior written agreement.





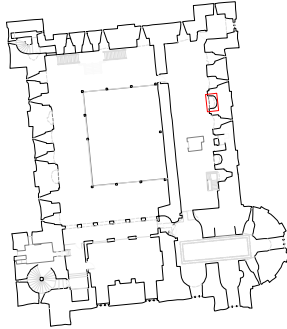




NOTE  
This drawing must not be reissued, loaned or copied without the written consent of NPS Property Consultants Ltd. (the originator).  
All errors, omissions, discrepancies should be reported to the originator immediately.  
All dimensions to be checked before site fabrication by the contractor, his sub-contractor or supplier.  
Do not scale plans - use figure or grid dimensions where given.  
Any deviation from the drawing to be reported to the originator immediately.

Drawing No.:	EL128	Rev:	
Project Name: Colchester Castle-Elevations			
Drawing Title: FirePlace02			
Project Number:01-04-13-2-1360			
Client: Colchester Borough Council			
Drawn by: SW	Checked by:		
Date: April 2014	Scale: Various@A3		



NPS Property Consultants Ltd - Land Survey Team  
Fourth Floor - 10 Mounting Lane, Ipswich, Suffolk, IP1 1PY  
© NPS This drawing may not be reproduced in any form without prior written agreement.





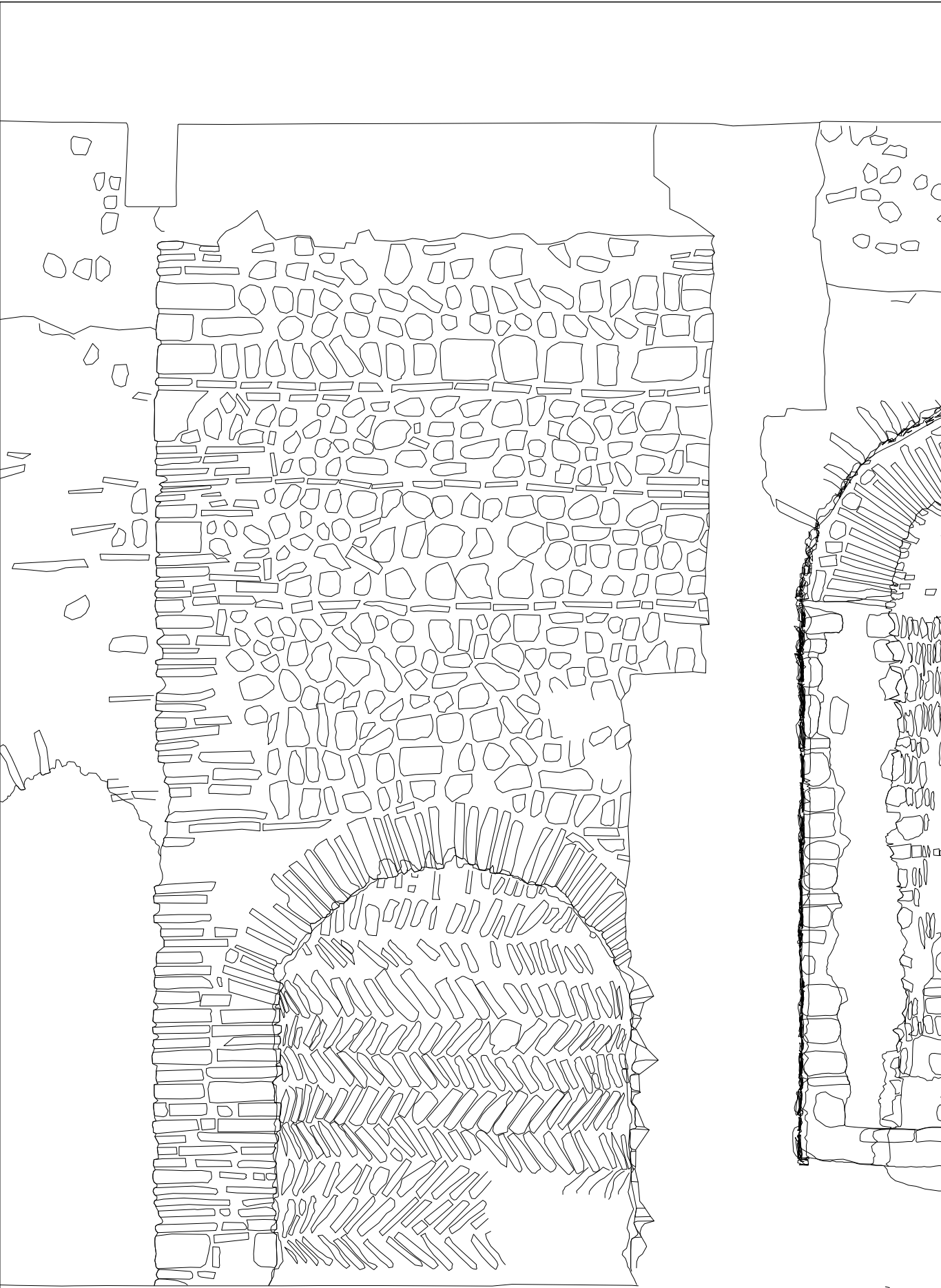
NOTE  
This drawing must not be reissued, loaned or copied without the written consent of NPS Property Consultants Ltd. (the originator).  
All errors, omissions, discrepancies should be reported to the originator immediately.  
All dimensions to be checked before site fabrication by the contractor, his sub-contractor or supplier.  
Do not scale plans - use figure or grid dimensions where given.  
Any deviation from the drawing to be reported to the originator immediately.

Drawing No.: EL129 Rev:  
Project Name: Colchester Castle-Elevations  
Drawing Title: Fireplace 03  
Project Number:01-04-13-2-1360  
Client: Colchester Borough Council  
Drawn by: SW Checked by:  
Date: April 2014 Scale: Various@A3




NPS Property Consultants Ltd - Land Survey Team  
Swordic House - 30 Mountgarden, Norwich, NR1 1PY  
© NPS This drawing may not be reproduced in any form without prior written agreement.






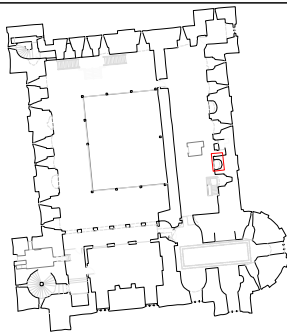
1:25



1:50



1:50



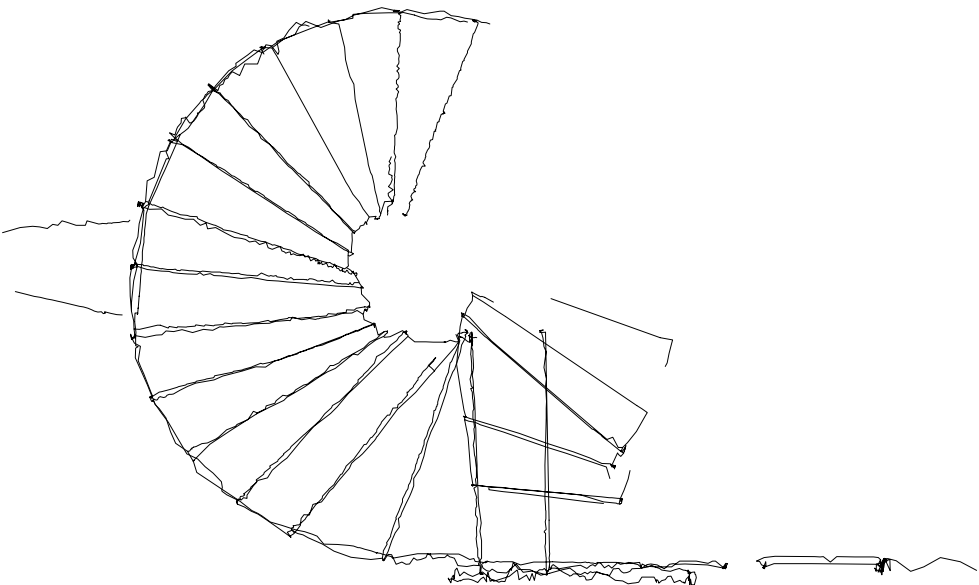
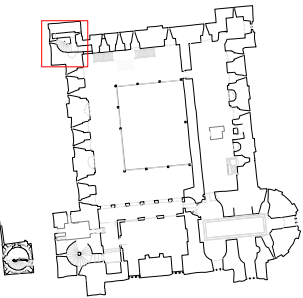
NOTE  
This drawing must not be reissued, loaned or copied without the written consent of NPS Property Consultants Ltd. (the originator).  
All errors, omissions, discrepancies should be reported to the originator immediately.  
All dimensions to be checked before site fabrication by the contractor, his sub-contractor or supplier.  
Do not scale plans - use figure or grid dimensions where given.  
Any deviation from the drawing to be reported to the originator immediately.

Drawing No.:	EL130	Rev:	
Project Name:	Colchester Castle-Elevations		
Drawing Title:	Fireplace 04		
Project Number:	01-04-13-2-1360		
Client:	Colchester Borough Council		
Drawn by:	SW	Checked by:	
Date:	April 2014	Scale:	Various@A3



NPS Property Consultants Ltd - Land Survey Team  
Surrey House - 30 Mountbatten Road, Weymouth, Dorset, DT9 1PY  
© NPS This drawing may not be reproduced in any form without prior written agreement.





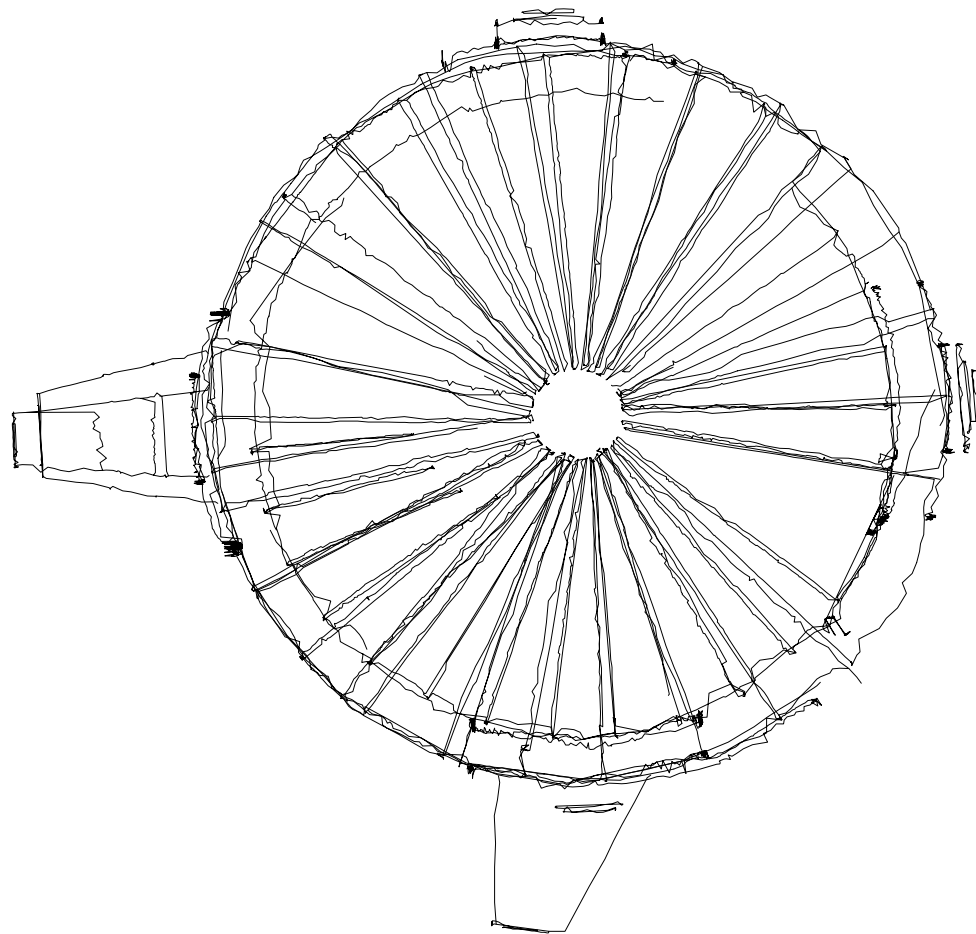
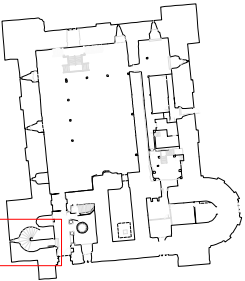
NOTE  
This drawing must not be reissued, loaned or copied without the written consent of NPS Property Consultants Ltd. (the originator).  
All errors, omissions, discrepancies should be reported to the originator immediately.  
All dimensions to be checked before site fabrication by the contractor, his sub-contractor or supplier.  
Do not scale plans - use figure or grid dimensions where given.  
Any deviation from the drawing to be reported to the originator immediately.

Drawing No.: Plan 01		Rev:
Project Name: Colchester Castle-Elevations		
Drawing Title: Small Stairs - Plan View		
Project Number:01-04-13-Z-1360		
Client: Colchester Borough Council		
Drawn by: SW		Checked by:
Date: April 2014		Scale: 1:50@A3



NPS Property Consultants Ltd - Land Survey Team  
Sands House - 55 Mountingale, Norwich, NR1 1PY  
© NPS This drawing may not be reproduced in any form without prior written agreement.





NOTE  
This drawing must not be reissued, loaned or copied without the written consent of NPS Property Consultants Ltd. (the originator).  
All errors, omissions, discrepancies should be reported to the originator immediately.  
All dimensions to be checked before site fabrication by the contractor, his sub-contractor or supplier.  
Do not scale plans - use figure or grid dimensions where given.  
Any deviation from the drawing to be reported to the originator immediately.

Drawing No.: Plan 02		Rev:
Project Name: Colchester Castle-Elevations		
Drawing Title: Great Stairs - Plan View		
Project Number:01-04-13-2-1360		
Client: Colchester Borough Council		
Drawn by: SW	Checked by:	
Date: April 2014	Scale: 1:50@A3	



NPS Property Consultants Ltd - Land Survey Team  
Sands House - 55 Mountgarden, Norwich, NR1 1PY  
© NPS This drawing may not be reproduced in any form without prior written agreement.

